



A TALE of TWO BEASTS



Title: A Tale of Two Beasts

Author: Fiona Robertson

Theme: There are two sides to every story.

[CLICK HERE](#)

Overview: This adorable is split into two parts: the same story is told from the point of view of the little girl and the point of view of the little beast.

One day, she finds him in the woods and takes him home to bathe, feed and take care of him. She thinks she is saving him, and he thinks she is capturing him. This is an amazing book to teach children about point of view, perspective and how two people can view the same situation very differently.

This free printable activity is intended to help children process the information they read in the book. They can take notes, expand their ideas and reflect on what they have learned. It is so important to remember that there are always two sides to every story.

♥ All pages in this resource are © Keeping My Kiddo Busy, LLC 2020

♥ It is strictly Forbidden by the DMCA to sell or share this resource on any website.

If you are a teacher, you may upload and share this resource with your students on your password protected virtual classroom.

GRAPHICS & FONTS

In this printable activity are thanks to:



NEED MORE IDEAS ON HOW TO TEACH FRIENDSHIP?

[CLICK HERE](#)

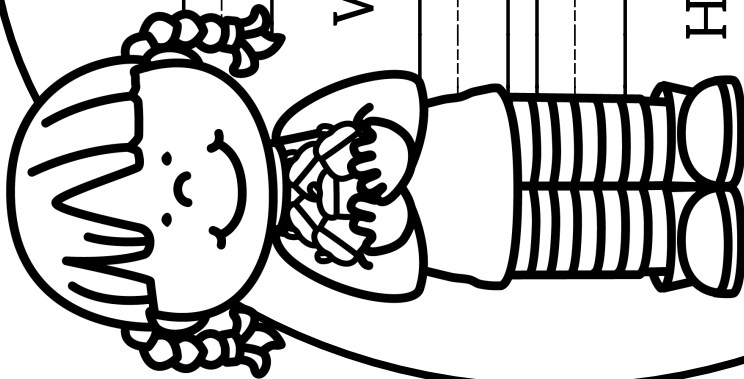


A TALE of TWO BEASTS

There are two sides to every story.

Name: _____

PART 1



Character: _____

What does she do?

How does she feel?

SAD **HAPPY** **SCARED**

WORRIED **CONFUSED**

EXCITED

Can you feel more than one thing at a time?

Circle all the emotions they feel!

Character: _____


What does he do?

How does he feel?

SAD **HAPPY** **SCARED**

WORRIED **CONFUSED**

EXCITED

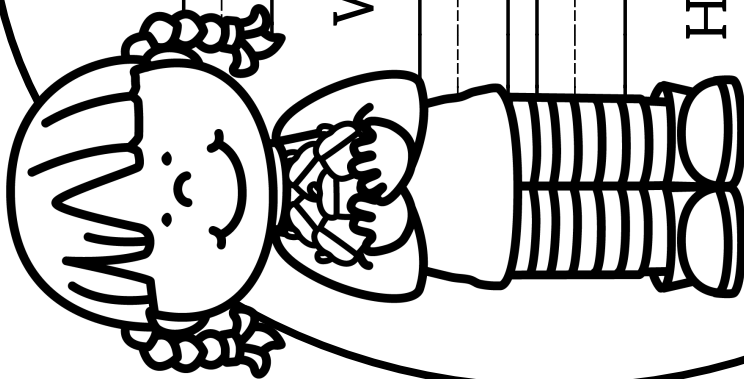


A TALE of TWO BEASTS

There are two sides to every story.

Name: _____

PART 2



Character: _____


What does she do?

How does she feel?

SAD **HAPPY** **SCARED**

WORRIED **CONFUSED**

EXCITED



Character: _____

What does he do?

How does he feel?

SAD **HAPPY** **SCARED**

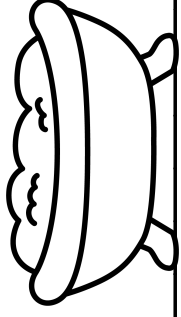
WORRIED **CONFUSED**

EXCITED

Can you feel more than one thing at a time?

Circle all the emotions they feel!

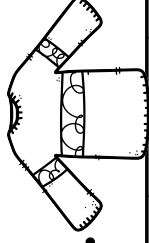
THERE ARE TWO SIDES TO EVERY STORY.



When she gave him a bath...

She thought....

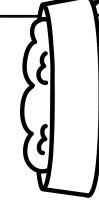
He thought....



When she put clothes on him...

She thought....







He thought....



When she gave him squirrel food...


She thought....

He thought....



POINT OF VIEW

Someone Else's Perspective



The little girl thought she was helping the little beast.

The little beast thought she was ambushing him.

THINKING OF OTHERS

It is important to

think of other

people's point of

view because

Draw a picture of a time you thought of someone else's perspective.

FRIENDSHIP Slideshow



WE LOVE LEARNING ABOUT Friendship

All About Friends



Feeling Welcome
Friends make each other feel welcome.

Making eye contact, waving and asking someone a question about themselves are ways to make someone feel welcome and accepted.

What would you do to be a **good friend** and make someone feel welcome?

All About Friends




Inviting Someone
Ben is a new student at school.

At recess, four friends were playing together.

What could the friends do to make Ben feel included?

What would a **good friend** do?




Sharing is Caring!

I am a good friend because I share
my toys.

Learning The KID BUSY

ALL ABOUT FRIENDSHIP



UNIT 6

CLICK
HERE

for more freebies,
ideas and an
entire unit

THANK YOU!

Thank you for your downloading this product!
I hope you love this resource as much as we do.

Please contact me if you have any questions at all
michala@keepingmykiddobusy.com

I am always happy to help.

Let's be friends! Click any of the buttons below.



TERMS OF USE

♥ All pages in this resource are © Keeping My Kiddo Busy, LLC 2020

♥ This license is for individual use only. If you wish to share with another teacher, please direct them to my [store](#). If an entire school or district intends to use this resource, please purchase the appropriate license.

♥ It is strictly forbidden by the DMCA to sell or share this resource on any website. If you are a teacher, you may upload and share this resource with your students on your password protected virtual classroom.

TpT Keeping My Kinders Busy
keepingmykiddobusy.com



Away with the Pixels

Graphics and font thanks to:

