

THANK YOU!

Thank you for your downloading this product!
I hope you love this resource as much as we do.

Please contact me if you have any questions at all
michala@keepingmykiddobusy.com

I am always happy to help.

Let's be friends! Click any of the buttons below.



TERMS OF USE

♥ All pages in this resource are © Keeping My Kiddo Busy, LLC 2020

♥ This license is for individual use only. If you wish to share with another teacher, please direct them to my [store](#). If an entire school or district intends to use this resource, please purchase the appropriate license.

♥ It is strictly forbidden by the DMCA to sell or share this resource on any website. If you are a teacher, you may upload and share this resource with your students on your password protected virtual classroom.

TpT Keeping My Kinders Busy
keepingmykiddobusy.com



Away with the Pixels

Graphics and font thanks to:





How To Use This Print & Teach Pack

It is so nice to have students on a schedule and routine so they know what to expect each day. This print and teach pack does just that!

These monthly packs create a routine that is easy to follow and there is almost no prep for you.

So many standards are covered each day in a spiraling format, so students do not constantly ask you for help and directions. They recognize the activities and the format every day. Once a week (every five days) a new standard is introduced that they may need assistance with, but then this stays the same for the entire week.

This builds their confidence and helps them master skills and standards quickly.



20 days included for each month



Day 1

April

My **TASKS** Today

Color the star when you complete each task.
Let's work hard and learn a lot today!

<input type="checkbox"/>	<input type="checkbox"/>	<input type="checkbox"/>



Both school and home activities are included. Cut out and glue which tasks you want your student to complete each day. You can also handwrite an activity in each box or simply leave them blank. This makes it easy to differentiate for students or if you homeschool.

Students color the star when they complete the assignment. They fill up their stars each day.

Structured, standards based activities every single day! Teachers and students love this routine.



Picture Key



bus



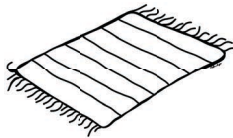
top



hat




hop




mat



dog




wag




bug



bag



pig



rat



net



map



dot




pop



pen




six



big



wet



hit

Picture Key



bat



pad



hot



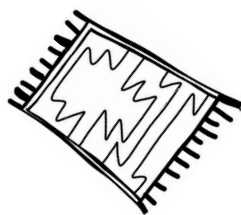
dog




cat




cub



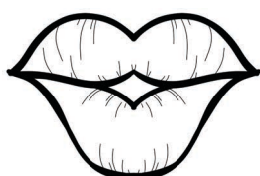
rug



lake



ten



lip



wave



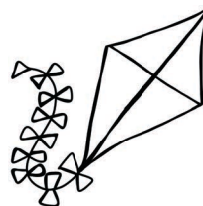
rake



date



five



kite



rose




hive



nine

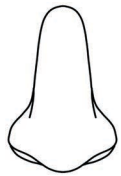


bone

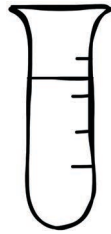


rope

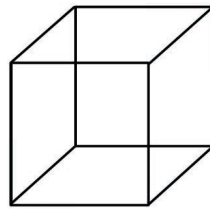
Picture Key



nose




tube



cube




mute



mule



bake



bike




vine



ripe

Day
1

April



My TASKS Today

Color the star when you complete each task.
Let's work hard and learn a lot today!

Primary Math
April Day 1

Numbers Counting Addition Facts

Name: _____

NUMBERS Write the missing numbers.
7 9
0 1 2 3 4 5 6 7 8 9 10

COUNTING Count how many.
●●●●●

DATA Count the objects and color the ones.
WRITE HOW MANY OF EACH

ADDITION Solve the addition problems.
4 + 5 = _____
3 + 2 = _____



Language Arts
April ELA Day 1

Phonics Reading Writing

Name: _____

PHONICS

READING Sam has a shell. His shell is tan. Sam likes his tan shell. Do you see the shell?
Sam has a _____ (shell cat)
His shell is _____ (red tan)

WRITING Sam has a shell.



My Daily Reading Journal
I read today for 20 minutes

Title of book: _____



Did you like the book?
👍 👎

Author: _____

Illustrator: _____

Summary: _____
Draw a picture

Day 1



Language Arts

April



ELA Day 1

Phonics


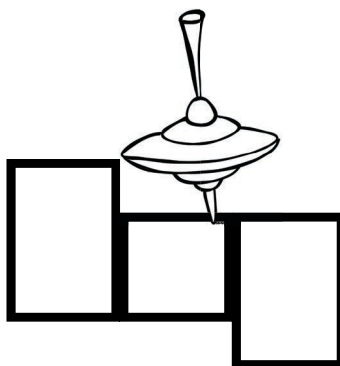

Reading

Writing



Name: _____

PHONICS



READING



Sam has a shell.

His shell is tan.

Sam likes his tan shell.

Do you see the shell?

Sam has a _____.

shell

cat

His shell is _____.

red

tan

WRITING

Sam has a shell.



Primary Math

April



Day 1

Numbers
Counting
Addition
Data

Name: _____

NUMBERS

Write the missing numbers.


_____ 7 _____ 9




0 1 2 3 4 5 6 7 8 9 10

COUNTING

Count how many.



DATA



Count the objects and color the graph.

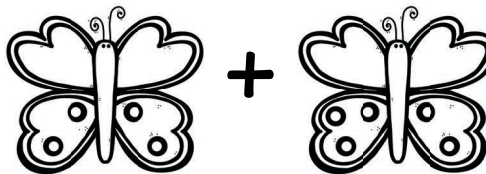
WRITE HOW MANY OF EACH

_____	_____	_____	_____




ADDITION

Solve the addition problems.



$$4 + 5 = \underline{\quad}$$



$$3 + 2 = \underline{\quad}$$

my Daily



I read today for 20 minutes

Reading Journal

Title of book:

Did you like the book?




Author:

Illustrator:


Summary:

Draw a picture

Day
2



April



My TASKS Today

Color the star when you complete each task.
Let's work hard and learn a lot today!

Primary Math
April Day 2

Numbers Counting Addition Facts

NAME: _____

NUMBERS Write the missing numbers.
3 5
0 1 2 3 4 5 6 7 8 9 10

COUNTING Count how many.
● ● ● ● ●

DATA Count the objects and color the grass.
VERTICAL HOW MANY OF EACH?

ADDITION Solve the addition problems.
 $1 + 8 = \underline{\quad}$
 $3 + 3 = \underline{\quad}$

Language Arts
April ELA Day 2

Phonics Reading Writing

NAME: _____

PHONICS Write the missing letters.
_ _ _ _ _

READING Jack has a dog. His dog's name is Spot. Spot is a good dog. Spot wags his tail.

Jack has a _____ (dog / dig)
Spot wags his _____ (dog / tail)

WRITING Spot is a dog.

My Daily Reading Journal
I read today for 20 minutes.

Title of book: _____

Did you like the book?
 Yes No



Author: _____

Illustrator: _____

Summary: _____

Draw a picture

Day 2



Language Arts

April

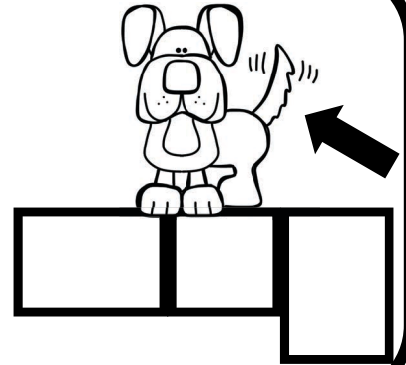




ELA Day 2


Phonics
Reading
Writing

Name: _____

PHONICS



READING



Jack has a dog.

His dog's name is Spot.

Spot is a good dog.

Spot wags his tail.



Jack has a _____.

dog


dig

Spot wags his _____.

dog

tail

WRITING



Spot is a dog.

Primary Math

April



Day 2

Numbers
Counting
Addition
Data

Name: _____

NUMBERS

Write the missing numbers.

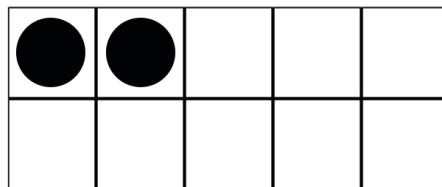
_____ 3 _____ 5




0 1 2 3 4 5 6 7 8 9 10

COUNTING

Count how many.



DATA



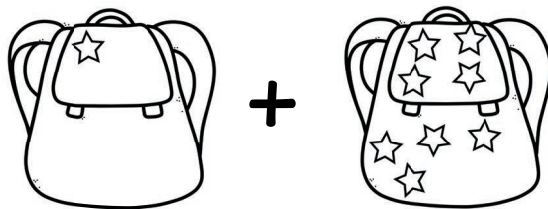
Count the objects and color the graph.

WRITE HOW MANY OF EACH




ADDITION

Solve the addition problems.



$$1 + 8 = \underline{\quad}$$



$$3 + 3 = \underline{\quad}$$

my Daily



I read today for 20 minutes

Reading Journal

Title of book:

Did you like the book?




Author:

Illustrator:


Summary:

Draw a picture

Day
3



April



My TASKS Today

Color the star when you complete each task.
Let's work hard and learn a lot today!

Primary Math
April Day 3

Numbers Counting Addition Facts

NAME: _____

NUMBERS Write the missing numbers.
5 7
0 1 2 3 4 5 6 7 8 9 10

COUNTING Count how many.
● ● ● ● ●

DATA Count the objects and color the graph.
WRITE HOW MANY OF EACH

ADDITION Solve the addition problems.
 $2 + 5 = \underline{\quad}$
 $6 + 3 = \underline{\quad}$



Language Arts
April ELA Day 3

Phonics Reading Writing

NAME: _____

PHONICS

READING
We packed our bags.
We put the bags in the car.
My mom, dad and I got into the car.
We packed our _____ (bath, bags, car, cap)
I'm in the _____ (bath, bags, car, cap)

WRITING
I packed my bag



My Daily Reading Journal
I read today for 20 minutes

Title of book: _____



Did you like the book?
👍 👎

Author: _____

Illustrator: _____

Summary: _____
Draw a picture

Day 3



Language Arts

April



ELA Day 3

Phonics



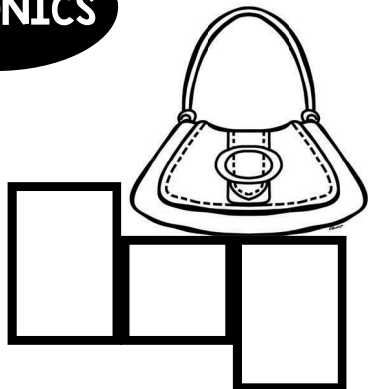
Reading

Writing



Name: _____

PHONICS



READING



We packed our bags.

We put the bags in the car.

My mom, dad and I got into the car.



We packed our _____.

bats

bags

I'm in the _____.

car

cap

WRITING



I packed my bag.

Primary Math

April



Day 3


Numbers
Counting
Addition
Data

Name: _____

NUMBERS

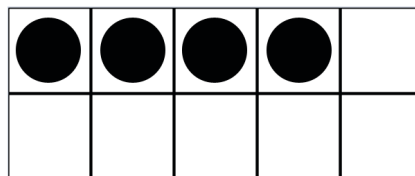
Write the missing numbers.

_____ 5 _____ 7




COUNTING

Count how many.



DATA



Count the objects and color the graph.

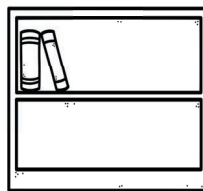
WRITE HOW MANY OF EACH

_____	_____	_____	_____

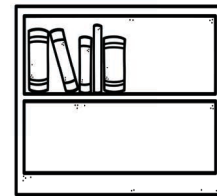


ADDITION

Solve the addition problems.




+



$$2 + 5 = \underline{\quad}$$



+



$$6 + 3 = \underline{\quad}$$

my Daily



I read today for 20 minutes

Reading Journal

Title of book:


Did you like the book?



Author:

Illustrator:

Summary:




Draw a picture

Day
3

Day
4

April



My TASKS Today

Color the star when you complete each task.
Let's work hard and learn a lot today!

Primary Math
April Day 4

Numbers: Counting, Addition, Subtraction

NUMBERS Write the missing numbers.
1 3
0 1 2 3 4 5 6 7 8 9 10

COUNTING Count how many.
●●●●●

DATA Count the objects and color the graph.
HOW MANY OF EACH?

ADDITION Solve the addition problems.
 $9 + 1 =$
 $3 + 3 =$
 $4 + 4 =$



Language Arts
April ELA Day 4

Phonics: Reading, Writing

PHONICS Name: _____

READING Pam looked at the big map. She sees a red dot on the map. What is the red dot? The red dot is a town on the map. Pam looked at a map map. What color is the dot? red blue

WRITING I see the map.



My Daily Reading Journal
I read today for 20 minutes

Title of book: _____

Did you like the book?
 thumbs up thumbs down



Author: _____

Illustrator: _____

Summary: _____

Draw a picture

Day 4



Language Arts

April

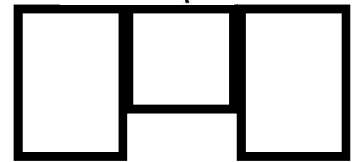
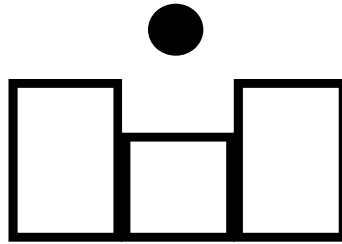
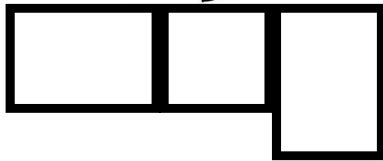


ELA Day 4


Phonics
Reading
Writing

Name: _____

PHONICS



READING



Pam looked at the big map.

She sees a red dot on the map.

What is the red dot?

The red dot is a town on the map.

Pam looked at a _____.

mop

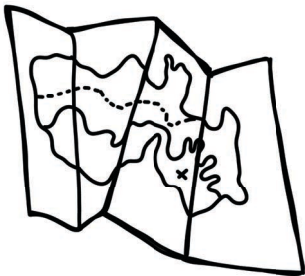
map

What color is the dot?

red

blue

WRITING



I see the map.

Primary Math

April



Day 4


Numbers
Counting
Addition
Data

Name: _____

NUMBERS

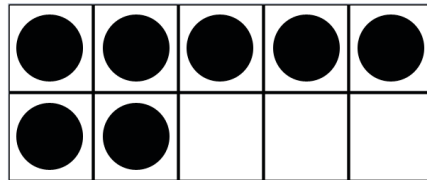
Write the missing numbers.

_____ 1 _____ 3



COUNTING

Count how many.



DATA




Count the objects and color the graph.

WRITE HOW MANY OF EACH

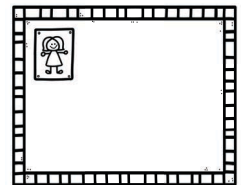


ADDITION

Solve the addition problems.



+



$$9 + 1 = \underline{\quad}$$



+



$$4 + 4 = \underline{\quad}$$

my Daily



I read today for 20 minutes

Reading Journal

Title of book:


Did you like the book?



Author:


Illustrator:

Summary:




Draw a picture

Day
5



April



My TASKS Today

Color the star when you complete each task.
Let's work hard and learn a lot today!

Primary Math
April Day 5

Numbers Counting Addition Data

Name: _____

NUMBERS Write the missing numbers.
2 4
0 1 2 3 4 5 6 7 8 9 10

COUNTING Count how many.
●●●●●

DATA Count the objects and color the graph.
WATER BOY HUNT OR FISH

ADDITION Solve the addition problems.
 $0 + 10 =$ _____
 $4 + 3 =$ _____



Language Arts
April ELA Day 5

Phonics Reading Writing

Name: _____

PHONICS

READING Liz has a big day. She is now six years old! Liz has so much fun. She got a new bear.
How old is Liz? six ten
Does Liz have fun? no yes

WRITING I like to eat cake.



My Daily Reading Journal
I read today for 20 minutes.

Title of book: _____

Did you like the book?
 thumbs up thumbs down



Author: _____

Illustrator: _____

Summary: _____

Draw a picture

Day 5



Language Arts

April


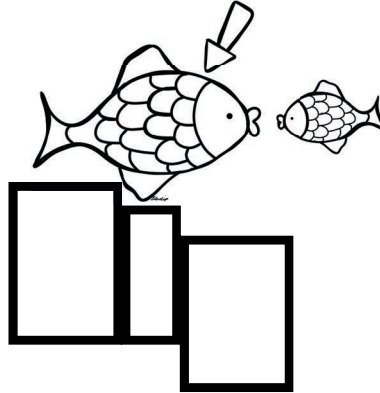
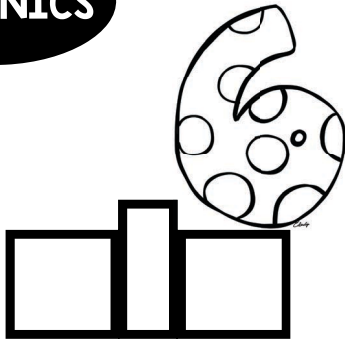


ELA Day 5


Phonics
Reading
Writing

Name: _____

PHONICS



READING



Liz has a big day.
She is now six years old!
Liz has so much fun.
She got a new bear.



How old is Liz?

six


ten

Does Liz have fun?

no

yes

WRITING



I like to eat cake.

Primary Math

April



Day 5

Numbers
Counting
Addition
Data

Name: _____

NUMBERS


Write the missing numbers.

_____ 2 _____ 4




COUNTING

Count how many.



DATA



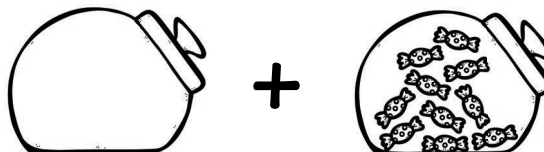
Count the objects and color the graph.

WRITE HOW MANY OF EACH



ADDITION

Solve the addition problems.



$$0 + 10 = \underline{\quad}$$



$$4 + 3 = \underline{\quad}$$

my Daily



I read today for 20 minutes

Reading Journal

Title of book:


Did you like the book?



Author:

Illustrator:

Summary:



Draw a picture

Day
5