

THANK YOU!

Thank you for your downloading this product!
I hope you love this resource as much as we do.

Please contact me if you have any questions at all
michala@keepingmykiddobusy.com

I am always happy to help.

Let's be friends! Click any of the buttons below.



TERMS OF USE

♥ All pages in this resource are © Keeping My Kiddo Busy, LLC 2020

♥ This license is for individual use only. If you wish to share with another teacher, please direct them to my [store](#). If an entire school or district intends to use this resource, please purchase the appropriate license.

♥ It is strictly forbidden by the DMCA to sell or share this resource on any website. If you are a teacher, you may upload and share this resource with your students on your password protected virtual classroom.

[Away With The Pixels](#)

TpT Keeping My Kinders Busy
keepingmykiddobusy.com



Graphics and font thanks to:



Learning at Home

HOMESCHOOL ✿ DISTANCE LEARNING




© Keeping My Kiddo Busy LLC 2020 keepingmykiddobusy.com

2020 has thrown us some huge curveballs! We are all learning, growing and adapting.

School may look very different this year, and to help make learning the kindergarten standards fun and easy, I created two new programs that can be used at home or in the classroom.

Learn at Home RESOURCE #1



This is an **open and go** program where you can just print and teach. There is no prep for you!
This standards-based program can be used in the classroom as a daily warm up/review or at home..

The format stays the exact same, and the skills build on each other throughout the month.
Students love the predictable routine and can become mostly independent with this program.

[CLICK HERE to purchase](#)

Learn at Home RESOURCE #2

Monthly BOOM CARDS

Self-checking digital task cards. I target specific skills each month and many decks come with audio!



FREE DECK

[CLICK HERE to purchase](#)

How To Use This Print & Teach Pack

It is so nice to have students on a schedule and routine so they know what to expect each day. This print and teach pack does just that!

These monthly packs create a routine that is easy to follow and there is almost no prep for you.

This work packet is set up to cover skills in a repetitive format. This way, children can be independent most of the time and do not constantly ask you for help and directions.

They recognize the activities and the format every day. Once a week (every five days) a new standard is introduced that they may need assistance with, but then this stays the same for the entire week.

This builds their confidence and helps them master skills and standards quickly.



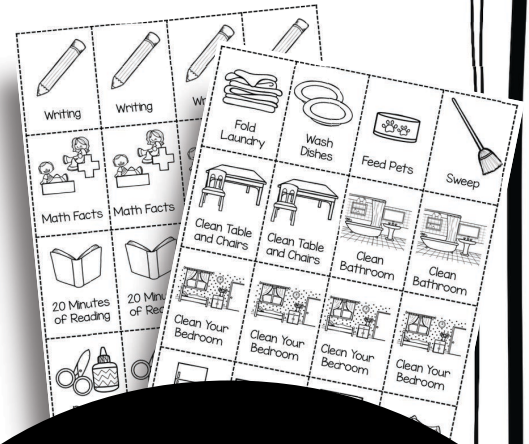
Day 1 **Back to School**

1 2 3 4 5 6 7 8 9 10 11

My TASKS Today

Color the star when you complete each task.
Let's work hard and learn a lot today!

★	★	★
<input type="checkbox"/>	<input type="checkbox"/>	<input type="checkbox"/>
★	★	★



Students color the star when they complete the assignment. They fill up their stars each day.

What about the empty boxes? Cut out and glue which additional tasks you want your student to complete each day. You can also handwrite an activity in each box or simply leave them blank. This makes it easy to differentiate for students or if you homeschool. Both school and home activities are included

This is our back to school pack for kindergarten.

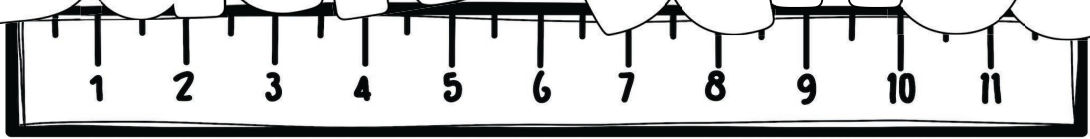
The goal is to teach basic skills while building their confidence.

We start the year very simple with basic letter and number skills. Each month, the packs increase in difficulty as their skills progress.



Day
1

Back to School



My TASKS Today

Color the star when you complete each task.
Let's work hard and learn a lot today!


Language Arts
B to S Level K • Day 1
Phonics Reading Writing

Name: _____

WRITING Start at the star and trace the letters.

A A A A
a a a a

PHONICS Color the two pictures that start with Aa.



READING Circle all of the letters: A a


A a f p A Q A A a k



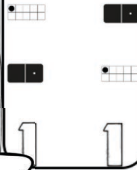
Primary Math
B to S Level K • Day 1
Numbers Reading Counting

Name: _____

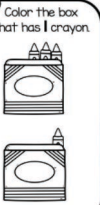
NUMBERS Start at the star and trace the numbers.



MATCHING Draw a line to match the same objects.



COUNTING Color the box that has 1 crayon.





I read today for 20 minutes

my Daily Journal




This is how I write my name: _____

My phone number is: _____

Draw a picture of the book you read today.

Draw a picture of how you were helpful today.

Day
1



Language Arts

B to S



Level K • Day 1









Phonics
Reading
Writing

Name: _____


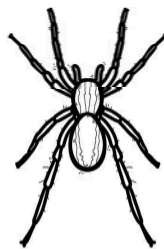

WRITING

Start at the star and trace the letters.




PHONICS

Color the two pictures that start with **Aa**.



READING

Circle all of the letters: **A a**



a

f

p

A

Q

A

A

a

k

Primary Math



Numbers
Matching
Counting


B to S



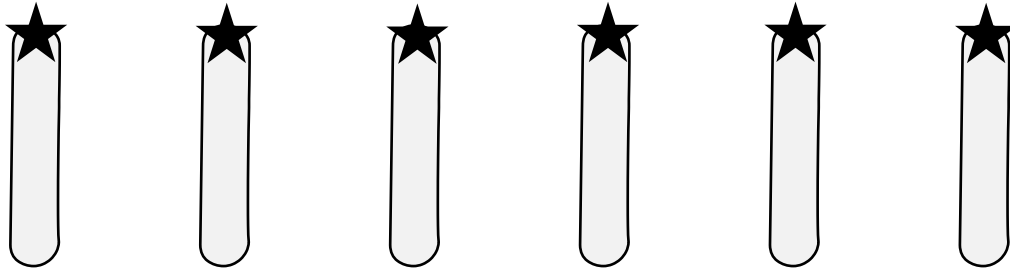
Level K • Day 1

Name: _____

NUMBERS


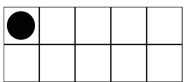


Start at the star and trace the numbers.



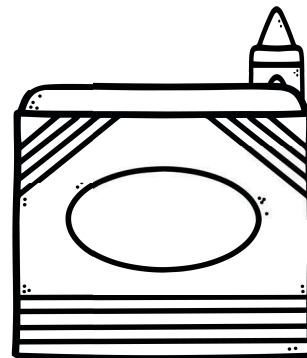
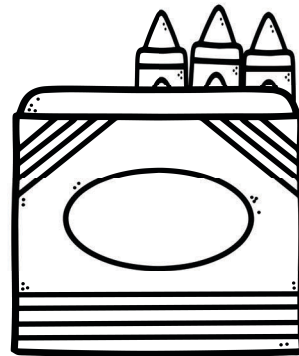
MATCHING

Draw a line to match the same objects.



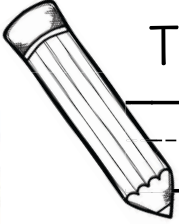
COUNTING

Color the box that has 1 crayon.



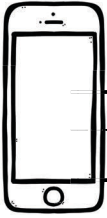
I read today for 20 minutes

my Daily Journal



This is how I write my name:

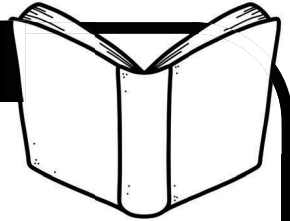
Handwriting practice lines consisting of a solid top line, a dashed middle line, and a solid bottom line.




My phone number is:

Handwriting practice lines consisting of a solid top line, a dashed middle line, and a solid bottom line.

Draw a picture of the book you read today.



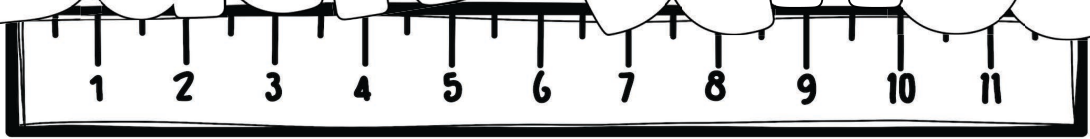
Draw a picture of how you were helpful today.



Day
1

Day
2

Back to School



My TASKS Today

Color the star when you complete each task.
Let's work hard and learn a lot today!

Language Arts
B to S Level K • Day 2
Phonics Reading Writing

WRITING Start at the star and trace the letters.

B B B B
b b b b

PHONICS Color the two pictures that start with Bb.

READING Circle all of the letters: B b

B c v b B B B B b



Primary Math
B to S Level K • Day 2
Numbers Matching Counting

NUMBERS Start at the star and trace the numbers.

2 2 2 2

MATCHING Draw a line to match the same objects.

COUNTING Color the cup that has 2 pencils.



I read today for 20 minutes

My Daily Journal



This is how I write my name: _____

My phone number is: _____

Draw a picture of the book you read today.

Draw a picture of how you were helpful today.

Day 2



Language Arts



B to S








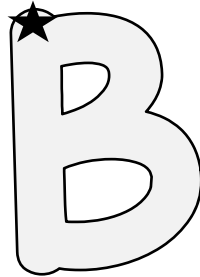
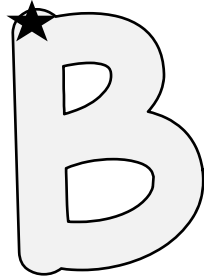
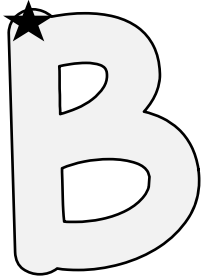
Level K • Day 2

Phonics
Reading
Writing

Name: _____



WRITING

Start at the star and trace the letters.



PHONICS

Color the two pictures that start with **Bb**.



READING

Circle all of the letters: **B b**



C

V

b

B

B


B

B

b

e

Primary Math



B to S




Level K • Day 2

Name: _____

NUMBERS


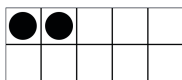
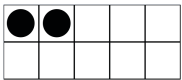


Start at the star and trace the numbers.





MATCHING

Draw a line to match the same objects.

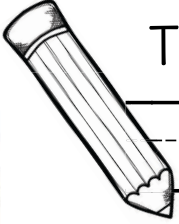


COUNTING

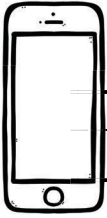
Color the cup that has 2 pencils.



my Daily Journal

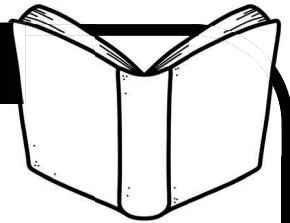


This is how I write my name:




My phone number is:

Draw a picture of the book you read today.



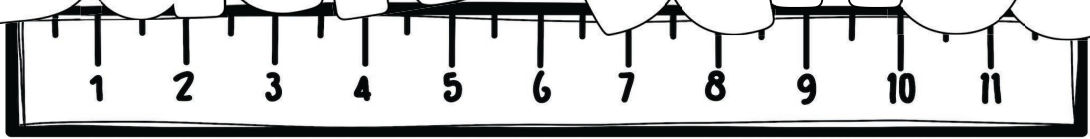
Draw a picture of how you were helpful today.



Day
2

Day
3

Back to School



My TASKS Today

Color the star when you complete each task.
Let's work hard and learn a lot today!

Language Arts
B to S Level K • Day 3
Phonics Reading Writing

WRITING Start at the star and trace the letters.

PHONICS Color the two pictures that start with Cc.

READING Circle all of the letters: C c

E C c g C C A L G c



Primary Math
B to S Level K • Day 3
Numbers Matching Counting

NUMBERS Start at the star and trace the numbers.

MATCHING Draw a line to match the same objects.

COUNTING Color the backpack that has 3 stars.



I need today for 20 minutes

My Daily Journal



This is how I write my name: _____

My phone number is: _____

Draw a picture of the book you read today.

Draw a picture of how you were helpful today.

Day 3



Language Arts



B to S











Level K • Day 3

Name: _____


WRITING

Start at the star and trace the letters.



PHONICS

Color the two pictures that start with Cc.



READING

Circle all of the letters: C c

E

C

C

g

C

C

A

L

C

C

Primary Math



Numbers
Matching
Counting


B to S



Level K • Day 3

Name: _____

NUMBERS

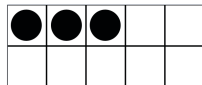

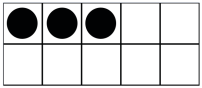


Start at the star and trace the numbers.



MATCHING

Draw a line to match the same objects.

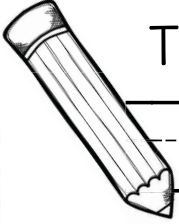


COUNTING

Color the backpack that has 3 stars.

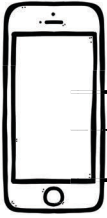


my Daily Journal



This is how I write my name:

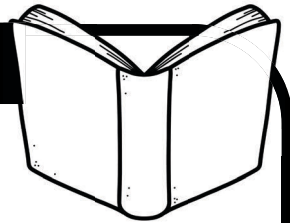
Handwriting practice lines consisting of a solid top line, a dashed middle line, and a solid bottom line.




My phone number is:

Handwriting practice lines consisting of a solid top line, a dashed middle line, and a solid bottom line.

Draw a picture of the book you read today.

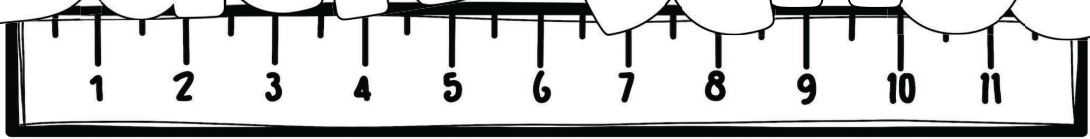


Draw a picture of how you were helpful today.



Day
4

Back to School



My TASKS Today

Color the star when you complete each task.
Let's work hard and learn a lot today!




Language Arts
B to S Level K • Day 4 Phonics Reading Writing

Name: _____

WRITING Start at the star and trace the letters.

D D D D
d d d d

PHONICS Color the two pictures that start with Dd.

READING Circle all of the letters: D d

D D Z d d D S M D D








Primary Math
B to S Level K • Day 4 Numbers Measuring Counting

Name: _____




NUMBERS Start at the star and trace the numbers.

4 4 4 4

MATCHING Draw a line to match the same objects.

COUNTING Color the shelf that has 4 books.



I read today for 20 minutes

My Daily Journal



This is how I write my name: _____

My phone number is: _____

Draw a picture of the book you read today.

Draw a picture of how you were helpful today.

Day 4



Language Arts



B to S



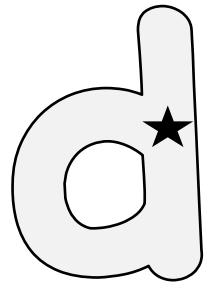
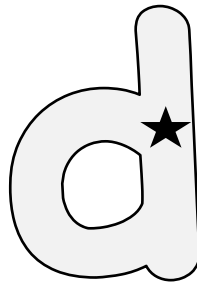
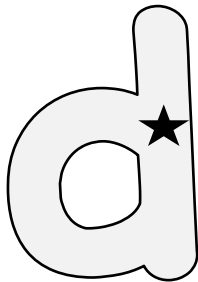
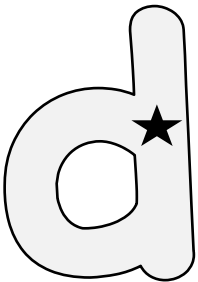




Level K • Day 4

Phonics
Reading
Writing

Name: _____




WRITING

Start at the star and trace the letters.



PHONICS

Color the two pictures that start with **Dd**.



READING

Circle all of the letters: **D d**



Primary Math



Numbers
Matching
Counting


B to S




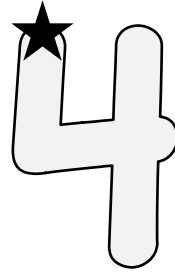
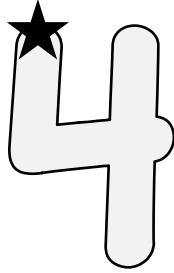
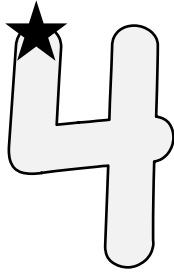
Level K • Day 4

Name: _____

NUMBERS

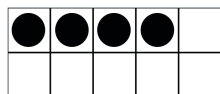
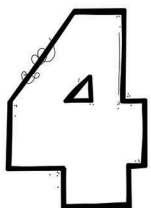
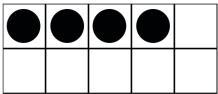


Start at the star and trace the numbers.




MATCHING

Draw a line to match the same objects.

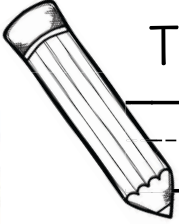


COUNTING

Color the shelf that has 4 books.

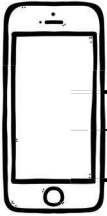


my Daily Journal



This is how I write my name:

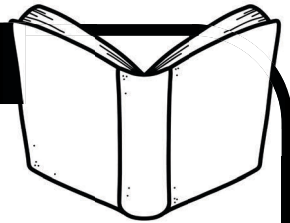
Handwriting practice lines consisting of a solid top line, a dashed middle line, and a solid bottom line.




My phone number is:

Handwriting practice lines consisting of a solid top line, a dashed middle line, and a solid bottom line.

Draw a picture of the book you read today.

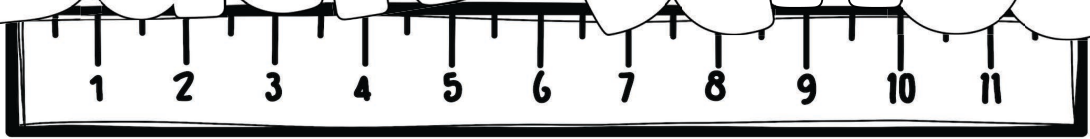


Draw a picture of how you were helpful today.



Day
5

Back to School



My TASKS Today

Color the star when you complete each task.
Let's work hard and learn a lot today!




Language Arts
B to S Level K • Day 5
Phonics Reading Writing

NAME: _____

WRITING Start at the star and trace the letters.

E E E E
e e e e

PICTURES Color the two pictures that start with Ee.

READING Circle all of the letters: E e

E e h v E E E e j







Primary Math
B to S Level K • Day 5
Numbers Matching Counting

NAME: _____



NUMBERS Start at the star and trace the numbers.

5 5 5 5

MATCHING Draw a line to match the same objects.

COUNTING Color the desk that has 5 apples.



I read today for 20 minutes

My Daily Journal



This is how I write my name: _____

My phone number is: _____

Draw a picture of the book you read today.

Draw a picture of how you were helpful today.

Day 5



Language Arts



B to S











Level K • Day 5

Phonics
Reading
Writing

Name: _____



WRITING

Start at the star and trace the letters.



PHONICS

Color the two pictures that start with **Ee**.




READING

Circle all of the letters: **E e**



Primary Math




B to S




Level K • Day 5

Name: _____

NUMBERS

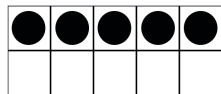
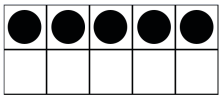
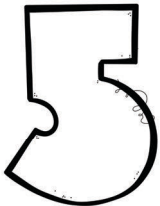


Start at the star and trace the numbers.





MATCHING

Draw a line to match the same objects.

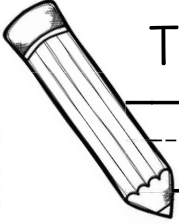


COUNTING

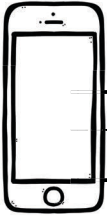
Color the desk that has 5 apples.



my Daily Journal

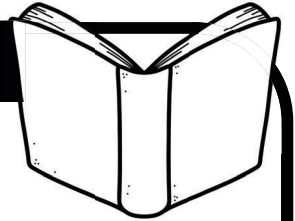


This is how I write my name:



My phone number is:

Draw a picture of the book you read today.



Draw a picture of how you were helpful today.

