



# Can I Join Your Club?



**Title:** Can I Join your Club?

**Author:** By John Kelly and Steph Laberis

**Theme:** Inclusion and friendship

[CLICK HERE](#)

**Overview:** In this adorable book, Duck desperately wants to be part of a club. He asks to join Lion's Club, Elephant's Club and Snake's Club.

Each time, he is denied because he doesn't fit the "requirements" such as being able to hiss like Snake, roar like Lion or trumpet like an Elephant.

This is a great book to teach children about accepting others for who they are, how to celebrate differences, using social skills and how to include others.

- ♥ All pages in this resource are © Keeping My Kiddo Busy, LLC 2020
- ♥ It is strictly Forbidden by the DMCA to sell or share this resource on any website.  
If you are a teacher, you may upload and share this resource with your students on your password protected virtual classroom.

GRAPHICS & FONTS

In this printable activity are thanks to:



NEED MORE IDEAS ON HOW TO  
TEACH FRIENDSHIP?

[CLICK  
HERE](#)



# You Can Join Our Club!

Name: \_\_\_\_\_

Help duck get to his friends by connecting dots 1-33.




1	2	75	45	58	88	19	3	6	17
20	3	27	29	12	13	27	25	14	86
5	4	98	10	11	14	75	36	20	47
6	7	8	9	44	15	88	68	87	85
99	15	12	11	21	16	27	29	20	45
24	85	78	77	18	17	85	89	9	35
68	63	36	25	19	14	23	24	25	87
87	24	66	7	20	21	22	14	26	89
99	78	7	67	62	63	77	28	27	35
38	32	23	39	93	24	10	29	80	35
85	47	87	88	21	85	44	30	31	90
22	66	62	44	24	45	15	19	32	33



You can never


have too many friends!

Duck says,  
**"Can I join  
Club Lion?"**




What does **Lion** say?

Four sets of handwriting lines, each consisting of a solid top line, a dashed middle line, and a solid bottom line.

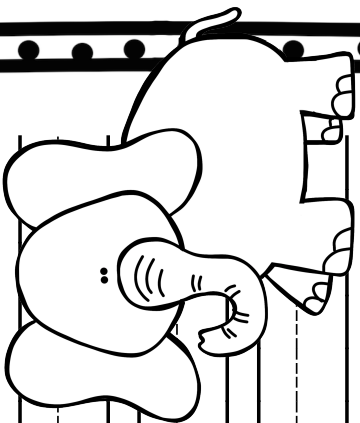


Duck says,  
**"Can I join  
Club  
Elephant?"**

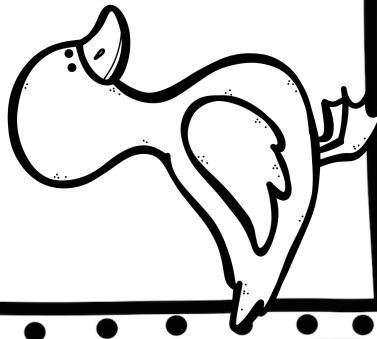


What does **Elephant** say?

Four sets of handwriting lines, each consisting of a solid top line, a dashed middle line, and a solid bottom line.

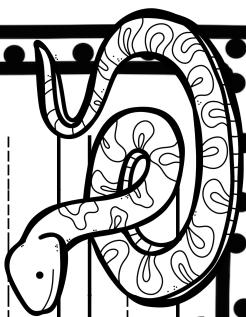


Duck says,  
**"Can I join  
Club  
Snake?"**



What does **Snake** say?

Four sets of handwriting lines, each consisting of a solid top line, a dashed middle line, and a solid bottom line.



# IT IS FUN TO HAVE FRIENDS!


Name: \_\_\_\_\_

What will you say to your friends?

**DENIED**   **ACCEPTED**

**My Club**

Draw a picture of what your club would look like



My Club's Name:

Who can join your club?

What is your club like?

# HELPING FRIENDS FEEL ACCEPTED



Lion, Snake and Elephant all

**DENIED**

Duck.

**ACCEPTED**

So Duck started his own club where everyone would feel

Draw a picture.

Name: \_\_\_\_\_

What can you do to make friends feel accepted?

\_\_\_\_\_

\_\_\_\_\_

\_\_\_\_\_

\_\_\_\_\_

\_\_\_\_\_

\_\_\_\_\_

\_\_\_\_\_

\_\_\_\_\_

\_\_\_\_\_

\_\_\_\_\_

© Keeping My Kiddo Busy LLC 2020 [keepingmykiddobusy.com](http://keepingmykiddobusy.com)




wave  
hello



smile



ask a kind  
question



share




invite them  
to play

# Duck Has So Many Friends!

Trace each animal's name and write it on your own.  
Then draw a line to connect each animal to its name!

Name:


Lion




Duck




Elephant



Snake



Bear



Cat



Giraffe



# FRIENDSHIP Slideshow



## WE LOVE LEARNING ABOUT Friendship

All About Friends

**Feeling Welcome**  
Friends make each other feel welcome.

Making eye contact, waving and asking someone a question about themselves are ways to make someone feel welcome and accepted.

What would you do to be a **good friend** and make someone feel welcome?

All About Friends

**Inviting Someone**  
Ben is a new student at school.

At recess, four friends were playing together.

What could the friends do to make Ben feel included?

What would a **good friend** do?

Sharing is Caring!

I am a good friend because I share  
my toys.

**ALL ABOUT FRIENDSHIP**

**UNIT 6**

**CLICK  
HERE**

for more freebies,  
ideas and an  
entire unit

# THANK YOU!

Thank you for your downloading this product!  
I hope you love this resource as much as we do.

Please contact me if you have any questions at all  
[michala@keepingmykiddobusy.com](mailto:michala@keepingmykiddobusy.com)

*I am always happy to help.*

Let's be friends! Click any of the buttons below.



# TERMS OF USE

♥ All pages in this resource are © Keeping My Kiddo Busy, LLC 2020

♥ This license is for individual use only. If you wish to share with another teacher, please direct them to my [store](#). If an entire school or district intends to use this resource, please purchase the appropriate license.

♥ It is strictly forbidden by the DMCA to sell or share this resource on any website. If you are a teacher, you may upload and share this resource with your students on your password protected virtual classroom.

**TpT Keeping My Kinders Busy**  
**[keepingmykiddobusy.com](http://keepingmykiddobusy.com)**



Away with the Pixels

Graphics and font thanks to:

