

THANK YOU!

Thank you for your downloading this product!
I hope you love this resource as much as we do.

Please contact me if you have any questions at all
michala@keepingmykiddobusy.com

I am always happy to help.

Let's be friends! Click any of the buttons below.



TERMS OF USE

♥ All pages in this resource are © Keeping My Kiddo Busy, LLC 2020

♥ This license is for individual use only. If you wish to share with another teacher, please direct them to my [store](#). If an entire school or district intends to use this resource, please purchase the appropriate license.

♥ It is strictly forbidden by the DMCA to sell or share this resource on any website. If you are a teacher, you may upload and share this resource with your students on your password protected virtual classroom.

[Away With The Pixels](#)

TpT Keeping My Kinders Busy
keepingmykiddobusy.com



Graphics and font thanks to:



How To Use This Print & Teach Pack

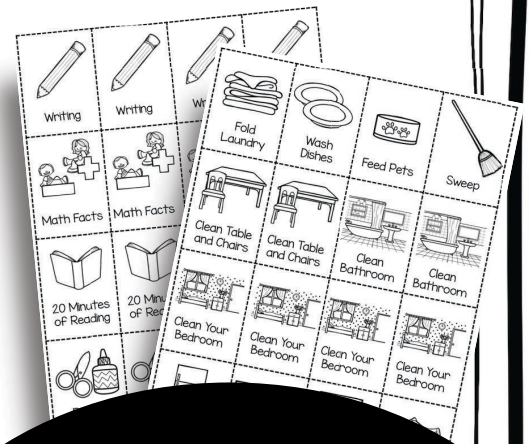
It is so nice to have students on a schedule and routine so they know what to expect each day. This print and teach pack does just that!

These monthly packs create a routine that is easy to follow and there is almost no prep for you.

This work packet is set up to cover skills in a repetitive format. This way, children can be independent most of the time and do not constantly ask you for help and directions.

They recognize the activities and the format every day. Once a week (every five days or so) a new standard is introduced that they may need assistance with, but then this stays the same for many days in a row.

This builds their confidence and helps them master skills and standards quickly.



Students color the star when they complete the assignment. They fill up their stars each day.

What about the empty boxes? Cut out and glue which additional tasks you want your student to complete each day. You can also handwrite an activity in each box or simply leave them blank. This makes it easy to differentiate for students or if you homeschool. Both school and home activities are included

This is our December pack for kindergarten.

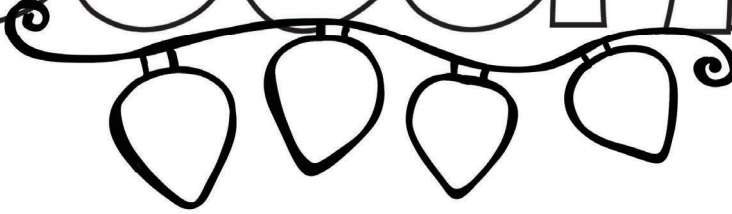
The goal is to teach basic skills while building their confidence.

We start the year very simple with basic letter and number skills. Each month, the packs increase in difficulty as their skills progress.



Day
1

December



My TASKS Today

Color the star when you complete each task.
Let's work hard and learn a lot today!

Language Arts
December Level K • Day 1

HANDWRITING Start at the star and write each letter in your best handwriting.
A _____
Q _____

FIRST SOUNDS Color the stocking that has the correct first sound.
S Santa C Candy D Dancer

SIGHT WORDS Color the ornaments by reading the sight words.
in red is green



Primary Math
December Level K • Day 1

ADDING I had 2 pieces of candy. Then I got 4 more. How many altogether?
2 + 4 = _____

COUNTING AND NUMBERS Count how many ornaments. Color the correct number and then draw that many dots on the ten frame.
5 8 10

MEASUREMENT Count how many blocks long the object is. Color the correct number.
5 6



I read today for 20 minutes.

my Daily Journal

This is how I write my name: _____

Title of the book I read today: _____

Draw a picture of the book you read today.

Draw a picture of how you were helpful today.

Day 1



Language Arts

December



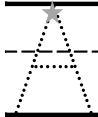
Level K • Day 1



Name: _____


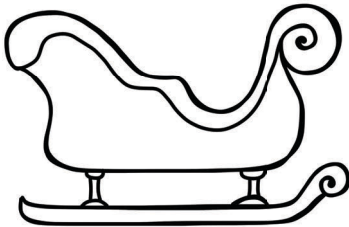
HANDWRITING

Start at the star and write each letter in your best handwriting.




FIRST SOUNDS

Color the stocking that has the correct first sound.




SIGHT WORDS


Color the ornaments by reading the sight words.



red



green




Primary Math

December



Level K • Day 1




Intro to adding
Numbers
Counting
Measurement

Name: _____

ADDING



I had 2 pieces of candy.



Then I got 4 more.

How many altogether?

COUNTING and NUMBERS


Count how many ornaments. Color the correct number and then draw that many dots on the ten frame.



5




8

10



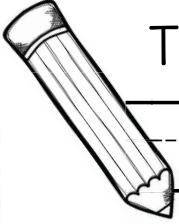
MEASUREMENT

Count how many blocks long the object is. Color the correct number.



I read today for 20 minutes

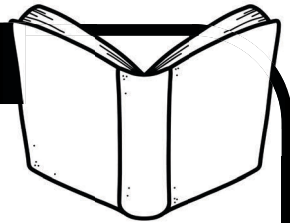
my Daily Journal




This is how I write my name:

Title of the book I read today:

Draw a picture of the book you read today.




Draw a picture of how you were helpful today.



Day
1

Day
2

December



My TASKS Today

Color the star when you complete each task.
Let's work hard and learn a lot today!

Language Arts
December Level K • Day 2

Handwriting: First sounds: Sight words

Name: _____

HANDWRITING Start at the star and write each letter in your best handwriting.

FIRST SOUNDS Color the stocking that has the correct first sound.

SIGHT WORDS Color the ornaments by reading the sight words.

go red on green



Primary Math
December Level K • Day 2

Name: _____

ADDING I had 5 pieces of candy. Then I got 2 more. How many altogether?

COUNTING AND NUMBERS Count how many lights. Color the correct number and then draw that many dots on the ten frame.

MEASUREMENT Count how many blocks long the object is. Color the correct number.

7 5 2

7 3



my Daily Journal I read today for 20 minutes

This is how I write my name _____



Title of the book I read today _____

Draw a picture of the book you read today.

Draw a picture of how you were helpful today.

Day 2

Day 2



Language Arts

December



Level K • Day 2



Handwriting
First sounds
Sight words

Name: _____

HANDWRITING

Start at the star and write each letter in your best handwriting.

B

b


FIRST SOUNDS

Color the stocking that has the correct first sound.

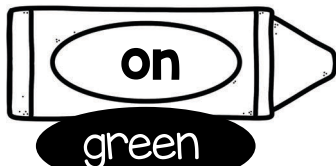


SIGHT WORDS


Color the ornaments by reading the sight words.



red



green




Primary Math

December



Level K • Day 2



Intro to adding
Numbers
Counting
Measurement

Name: _____

ADDING




I had 2 pieces of candy.

Then I got 2 more.

How many
altogether?

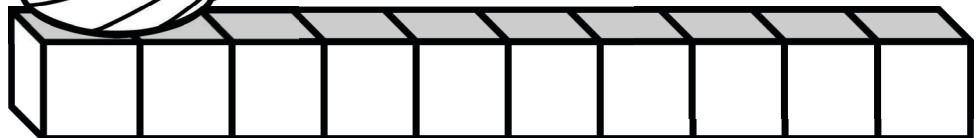
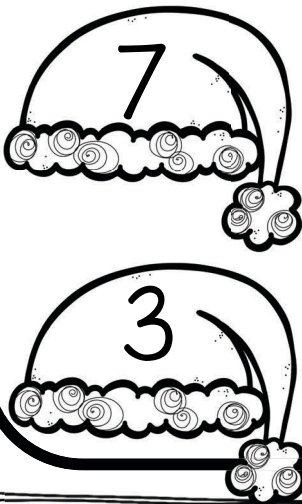
COUNTING and NUMBERS

Count how many lights. Color the correct number and then draw that many dots on the ten frame.

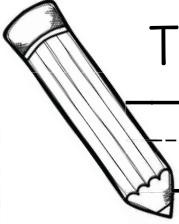


MEASUREMENT

Count how many blocks long the object is. Color the correct number.



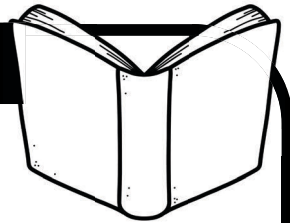
my Daily Journal




This is how I write my name:

Title of the book I read today:

Draw a picture of the book you read today.




Draw a picture of how you were helpful today.



Day
2

Day
3

December



My TASKS Today





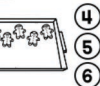





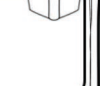

Color the star when you complete each task.
Let's work hard and learn a lot today!

Language Arts
December Level K • Day 3









Name: _____

HANDWRITING Start at the star and write each letter in your best handwriting.

FIRST SOUNDS Color the stocking that has the correct first sound.

S            

SIGHT WORDS Color the ornaments by reading the sight words.





Primary Math
December Level K • Day 3




Name: _____

ADDING

I had 3 pieces of candy. Then I got 1 more. How many altogether?



 

COUNTING and NUMBERS Count how many cookies. Color the correct number and then draw that many dots on the ten frame.

4 5 6

MEASUREMENT Count how many blocks long the object is. Color the correct number.

9 4





I read today for 20 minutes

my Daily Journal



This is how I write my name _____

Title of the book I read today _____

Draw a picture of the book you read today. 

Draw a picture of how you were helpful today. 

Day 3



Language Arts

December



Level K • Day 3

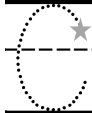


Handwriting
First sounds
Sight words

Name: _____



HANDWRITING

Start at the star and write each letter in your best handwriting.




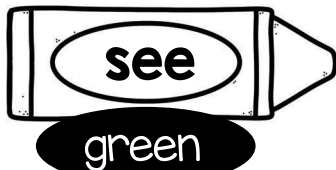
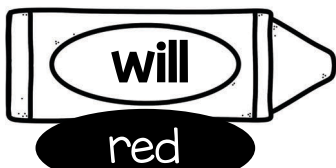
FIRST SOUNDS

Color the stocking that has the correct first sound.



SIGHT WORDS

Color the ornaments by reading the sight words.




Primary Math

December



Level K • Day 3



Intro to adding
Numbers
Counting
Measurement

Name: _____

ADDING





I had 3 pieces of candy.

Then I got 1 more.

How many altogether?

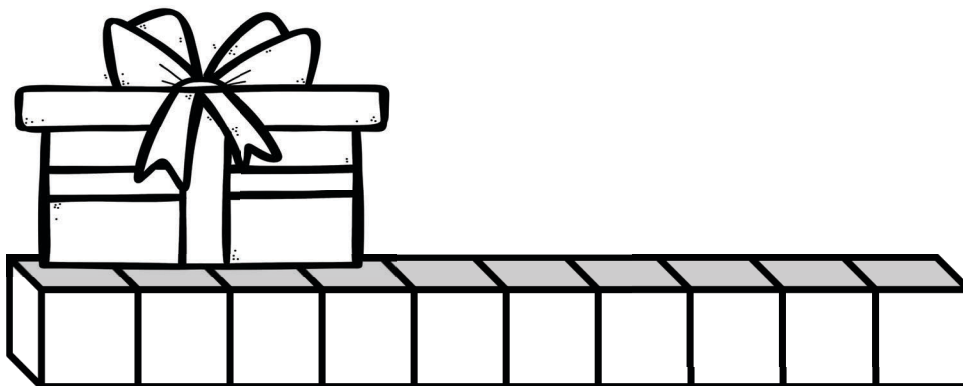


COUNTING and NUMBERS

Count how many cookies. Color the correct number and then draw that many dots on the ten frame.

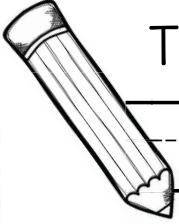


MEASUREMENT

Count how many blocks long the object is. Color the correct number.



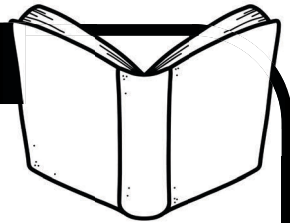
my Daily Journal




This is how I write my name:

Title of the book I read today:

Draw a picture of the book you read today.




Draw a picture of how you were helpful today.



Day
3

Day
4

December



My TASKS Today

Color the star when you complete each task.
Let's work hard and learn a lot today!

Language Arts
December Level K • Day 4

Name: _____

HANDWRITING Start at the star and write each letter in your best handwriting.

FIRST SOUNDS Color the stocking that has the correct first sound.

SIGHT WORDS Color the ornaments by reading the sight words.



Primary Math
December Level K • Day 4

Name: _____

ADDING I had 5 pieces of candy. Then I got 3 more. How many altogether?

COUNTING and NUMBERS Count how many fingers. Color the correct number and then draw that many dots on the ten frame.

MEASUREMENT Count how many blocks long the object is. Color the correct number.



I read today for 20 minutes

My Daily Journal


This is how I write my name _____

Title of the book I read today _____

Draw a picture of the book you read today.

Draw a picture of how you were helpful today.

Day 4



Language Arts

December



Level K • Day 4

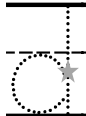
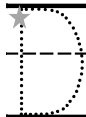


Handwriting
First sounds
Sight words

Name: _____


HANDWRITING

Start at the star and write each letter in your best handwriting.



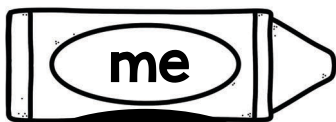
FIRST SOUNDS

Color the stocking that has the correct first sound.



SIGHT WORDS


Color the ornaments by reading the sight words.



red



green




Primary Math

December



Level K • Day 4




Intro to adding
Numbers
Counting
Measurement

Name: _____

ADDING



I had 5 pieces of candy.




Then I got 3 more.

How many altogether?

COUNTING and NUMBERS


Count how many singers. Color the correct number and then draw that many dots on the ten frame.



2

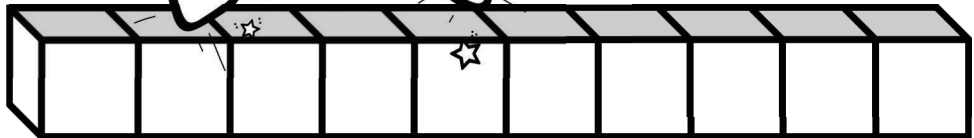

4

3

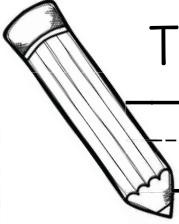


MEASUREMENT

Count how many blocks long the object is. Color the correct number.



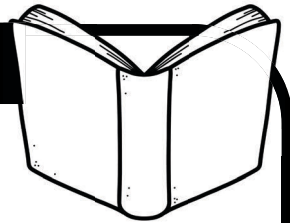
my Daily Journal




This is how I write my name:

Title of the book I read today:

Draw a picture of the book you read today.




Draw a picture of how you were helpful today.



Day
5

December



My TASKS Today

Color the star when you complete each task.
Let's work hard and learn a lot today!

Language Arts
December Level K • Day 5

HANDWRITING Start at the star and write each letter in your best handwriting.

FIRST SOUNDS Color the stocking that has the correct first sound.

SIGHT WORDS Color the ornaments by reading the sight words.

© Keeping My Kiddo Busy 2020. www.keepingmykiddobusy.com

Primary Math
December Level K • Day 5

ADDING I had 4 pieces of candy. Then I got 4 more. How many altogether?

COUNTING AND NUMBERS Count how many ornaments. Color the correct number, and then draw that many dots on the ten frame.

MEASUREMENT Count how many blocks long the object is. Color the correct number.

© Keeping My Kiddo Busy 2020. www.keepingmykiddobusy.com

My Daily Journal I read today for 20 minutes

This is how I write my name: _____



Title of the book I read today: _____

Draw a picture of the book you read today.

Draw a picture of how you were helpful today.

Day 5

© Keeping My Kiddo Busy 2020. www.keepingmykiddobusy.com



Language Arts

December



Level K • Day 5



Name: _____


HANDWRITING

Start at the star and write each letter in your best handwriting.



FIRST SOUNDS

Color the stocking that has the correct first sound.



SIGHT WORDS


Color the ornaments by reading the sight words.



red



green




Primary Math

December



Level K • Day 5



Intro to adding
Numbers
Counting
Measurement

Name: _____

ADDING



I had 4 pieces of candy.



Then I got 4 more.

How many altogether?

COUNTING and NUMBERS


Count how many ornaments. Color the correct number and then draw that many dots on the ten frame.



6

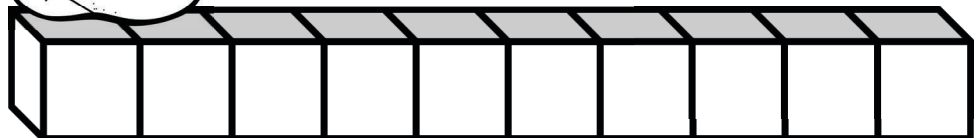

7

9

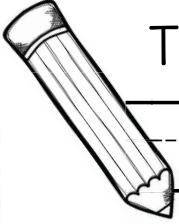


MEASUREMENT

Count how many blocks long the object is. Color the correct number.



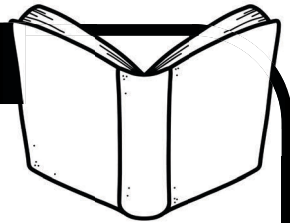
my Daily Journal




This is how I write my name:

Title of the book I read today:

Draw a picture of the book you read today.



Draw a picture of how you were helpful today.



Day
5