



Illustrated DICTIONARY



Title: Illustrated Dictionary
Publisher: Usborne

[CLICK HERE](#)

Overview: This is the perfect first dictionary for children!

Beautiful illustrations accompany kid friendly definitions. This is excellent practice for using a dictionary, learning new vocabulary words and practicing alphabetical order (usually started in first grade.)

This free printable activity is intended to help children practice their handwriting, learn new vocabulary words, and promote independence with writing.

♥ All pages in this resource are © Keeping My Kiddo Busy, LLC 2020

♥ It is strictly Forbidden by the DMCA to sell or share this resource on any website.

If you are a teacher, you may upload and share this resource with your students on your password protected virtual classroom.


GRAPHICS & FONTS

In this printable activity are thanks to:



**Need more
resources to
practice
handwriting?**

[CLICK HERE](#)



THANK YOU!

Thank you for your downloading this product!
I hope you love this resource as much as we do.

Please contact me if you have any questions at all
michala@keepingmykiddobusy.com

I am always happy to help.

Let's be friends! Click any of the buttons below.



TERMS OF USE

♥ All pages in this resource are © Keeping My Kiddo Busy, LLC 2020

♥ This license is for individual use only. If you wish to share with another teacher, please direct them to my [store](#). If an entire school or district intends to use this resource, please purchase the appropriate license.

♥ It is strictly forbidden by the DMCA to sell or share this resource on any website. If you are a teacher, you may upload and share this resource with your students on your password protected virtual classroom.

TpT Keeping My Kinders Busy
keepingmykiddobusy.com



Away with the Pixels

Graphics and font thanks to:



I share **FREE** lessons and worksheets on every page.
Click the subject you would like to learn more about.

Resources for **PRE-K** 🍎 **KINDERGARTEN** 🍎 **1st GRADE**




PHONICS



WRITING



MATH UNITS



READING



HANDWRITING



RHYMING




ANIMAL REPORTS



SIGHT WORDS



SOCIAL STUDIES



Monthly Themed
WORKSHEETS

🍎 Popular **THEMES & TOPICS** 🍎

CLICK EACH SUBJECT BELOW TO LEARN MORE



Spring



Earth



All About Me



My Five Senses



Community Helpers



Friendship



Apples



Pumpkins

I Learned a New Word!

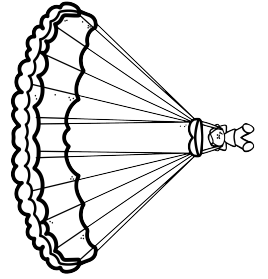
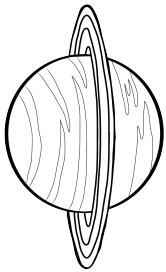
Name:

Draw an
illustration!



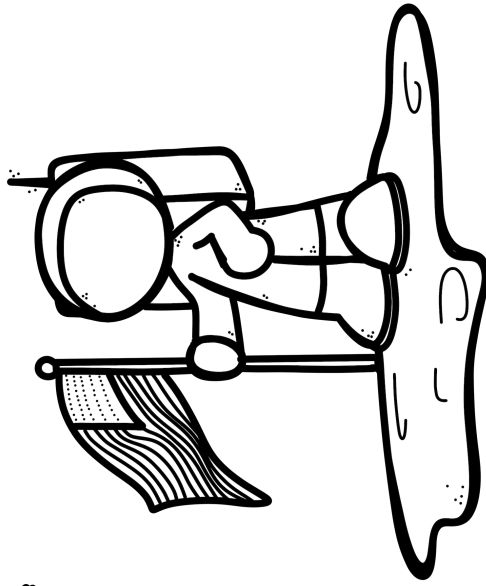
New Word:





My

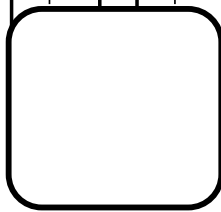
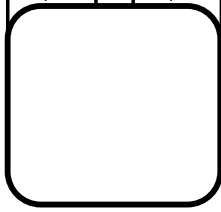
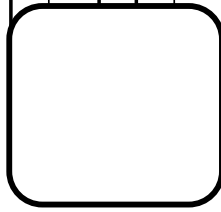
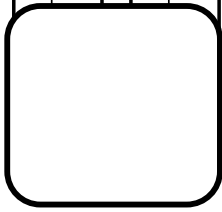
Illustrated Dictionary



Name _____

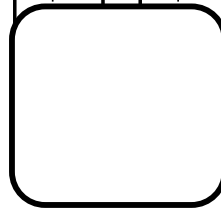



Write new words and illustrate them.

Write new words and illustrate them.



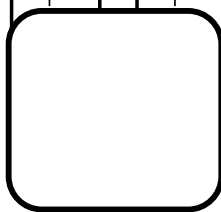
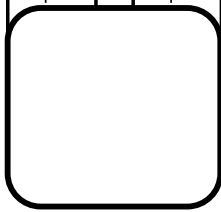
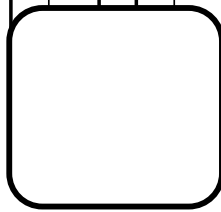
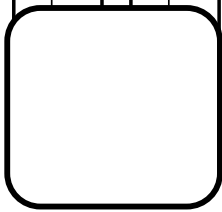
Bb

Write new words and illustrate them.



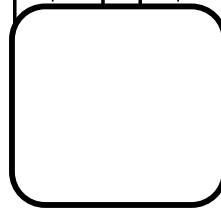



Cc

Write new words and illustrate them.



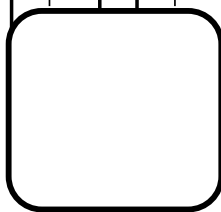
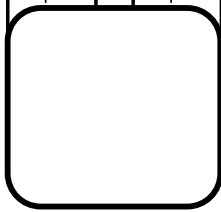
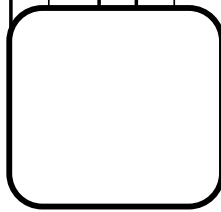
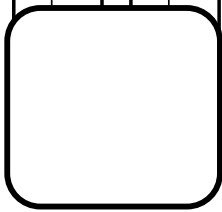
Dd

Write new words and illustrate them.



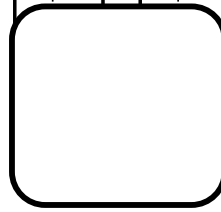



Ee

Write new words and illustrate them.



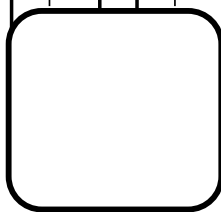
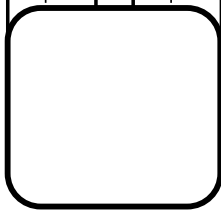
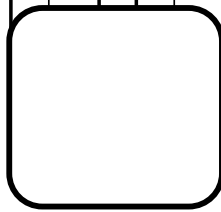
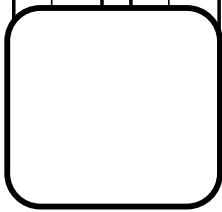
Ff

Write new words and illustrate them.



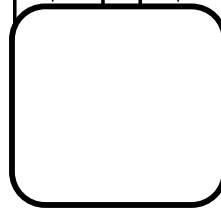



Gg

Write new words and illustrate them.



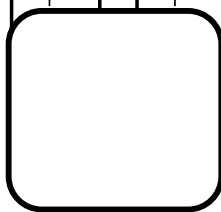
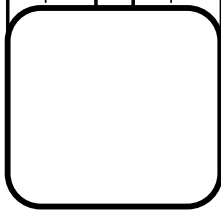
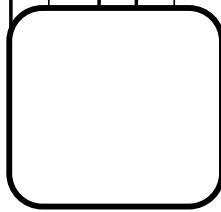
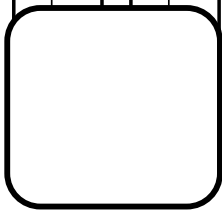
Hh

Write new words and illustrate them.



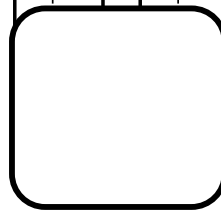
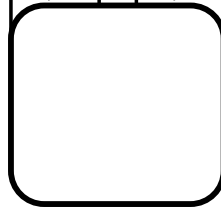
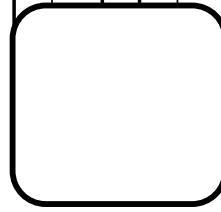
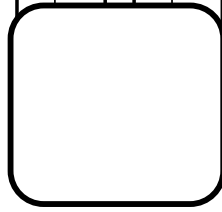
Ii

Write new words and illustrate them.



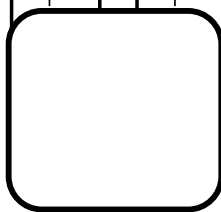
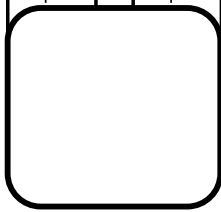
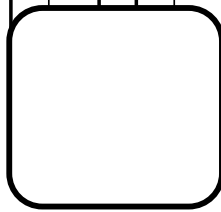
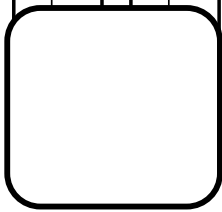
Jj

Write new words and illustrate them.



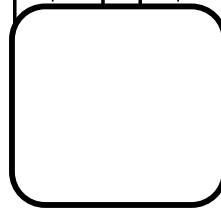



Kk

Write new words and illustrate them.



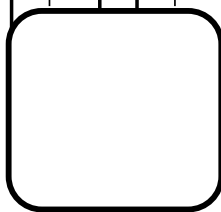
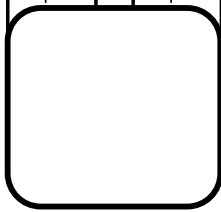
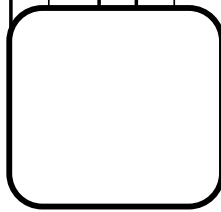
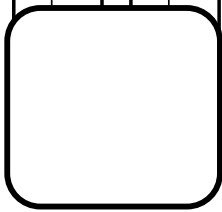
ll

Write new words and illustrate them.



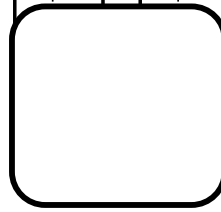



Mm

Write new words and illustrate them.



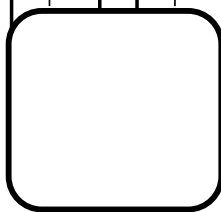
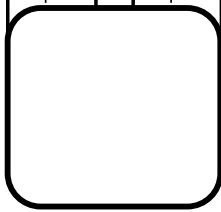
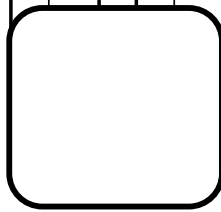
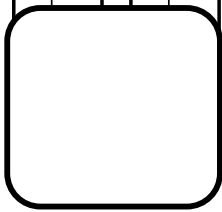
Nn

Write new words and illustrate them.



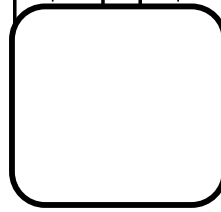



Oo

Write new words and illustrate them.



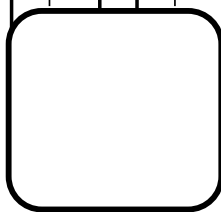
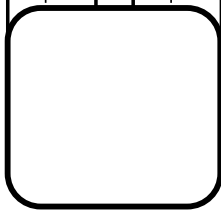
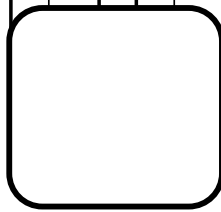
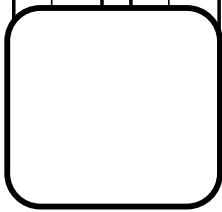
Pp

Write new words and illustrate them.



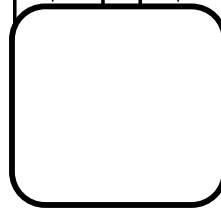



Qq

Write new words and illustrate them.



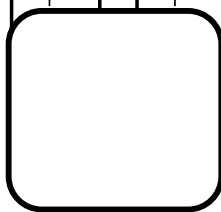
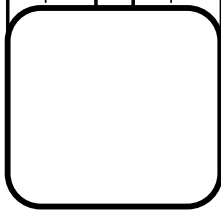
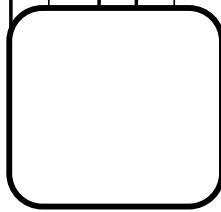
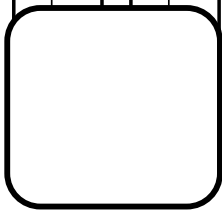
Rr

Write new words and illustrate them.



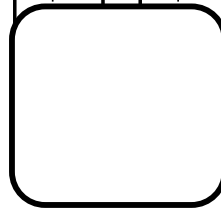



Ss

Write new words and illustrate them.



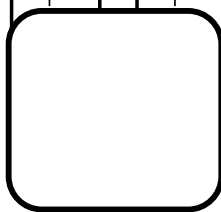
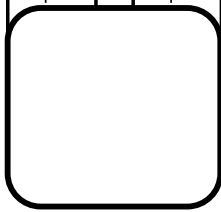
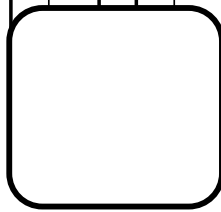
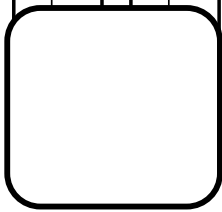
Tt

Write new words and illustrate them.



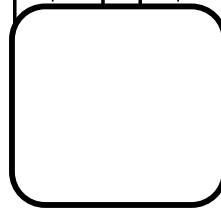



Uu

Write new words and illustrate them.



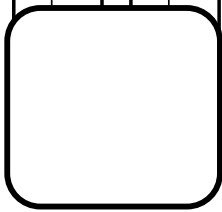
Vv

Write new words and illustrate them.

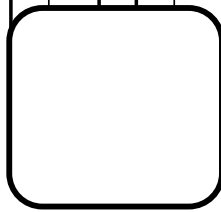


Ww

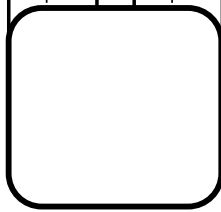
Write new words and illustrate them.



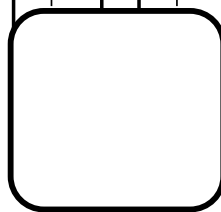
Blank handwriting lines consisting of a solid top line, a dashed middle line, and a solid bottom line.



Blank handwriting lines consisting of a solid top line, a dashed middle line, and a solid bottom line.

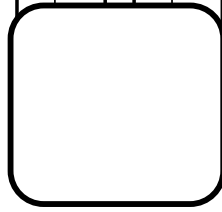


Blank handwriting lines consisting of a solid top line, a dashed middle line, and a solid bottom line.

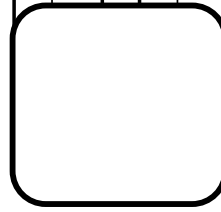


xx

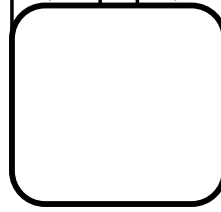
Write new words and illustrate them.



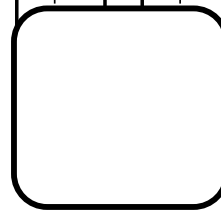
Blank handwriting lines consisting of a solid top line, a dashed middle line, and a solid bottom line.



Blank handwriting lines consisting of a solid top line, a dashed middle line, and a solid bottom line.

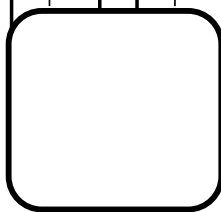
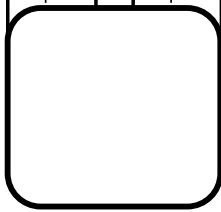
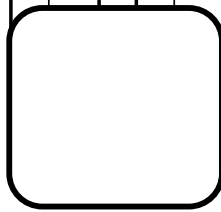
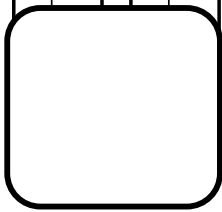


Blank handwriting lines consisting of a solid top line, a dashed middle line, and a solid bottom line.



yy

Write new words and illustrate them.



Zz

Write new words and illustrate them.

