

# THANK YOU!

Thank you for your downloading this product!  
I hope you love this resource as much as we do.

Please contact me if you have any questions at all  
[michala@keepingmykiddobusy.com](mailto:michala@keepingmykiddobusy.com)

*I am always happy to help.*

Let's be friends! Click any of the buttons below.



## TERMS OF USE

♥ All pages in this resource are © Keeping My Kiddo Busy, LLC 2022

♥ This license is for individual use only. If you wish to share with another teacher, please direct them to my [store](#). If an entire school or district intends to use this resource, please purchase the appropriate license.

♥ It is strictly forbidden by the DMCA to sell or share this resource on any website. If you are a teacher, you may upload and share this resource with your students on your password protected virtual classroom.



**TpT Keeping My Kinders Busy**  
[keepingmykiddobusy.com](http://keepingmykiddobusy.com)



Away with the Pixels

Graphics and font thanks to:  
Hidsey's Clip Art



# Let's learn the **ALPHABET**

Thank you for downloading this freebie!

I hope you love this resource as much as we do.

This product is intended for individual or single classroom use only.  
Please do NOT file share or upload any part of this resource to the web.

All materials are  
© 2022 Keeping My Kiddo Busy, LLC  
All rights reserved [keepingmykiddobusy.com](http://keepingmykiddobusy.com)



**LOVE THIS FREEBIE?**

**CLICK HERE**

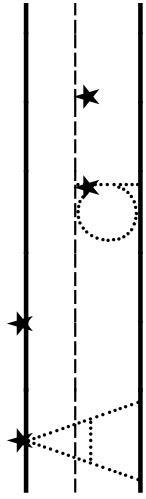
to purchase the entire resource!



**SAVE WITH THE BUNDLE**



**CLICK HERE**

to purchase the complete alphabet bundle




Ask me about  
the letter

**Aa**

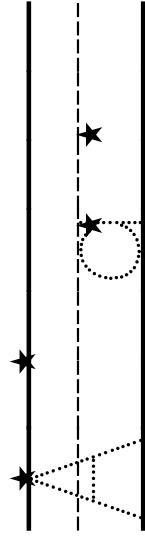


a r A  
A g a





**Directions:** Cut and paste the two pictures. Trace and write the letters. Circle the correct letters.

Then cut out your bracelet, tape and wear home!




Ask me about  
the letter

**Aa**


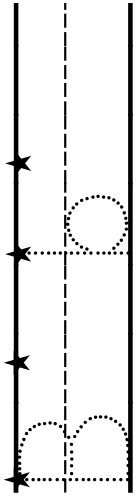


a r A  
A g a




**Directions:** Cut and paste the two pictures. Trace and write the letters. Circle the correct letters.

Then cut out your bracelet, tape and wear home!




Ask me about  
the letter

**Bb**


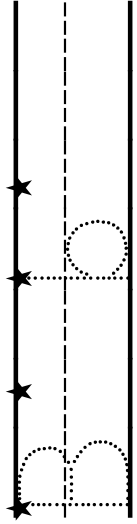


b s B  
B b t




**Directions:** Cut and paste the two pictures. Trace and write the letters. Circle the correct letters.

Then cut out your bracelet, tape and wear home!




Ask me about  
the letter

**Bb**


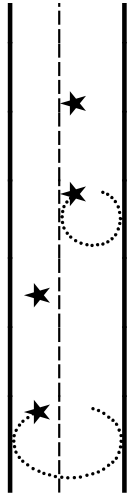


b s B  
B b t




**Directions:** Cut and paste the two pictures. Trace and write the letters. Circle the correct letters.

Then cut out your bracelet, tape and wear home!

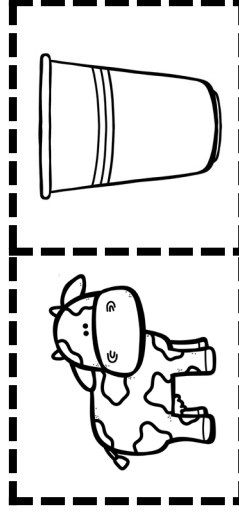


Ask me about  
the letter

C C


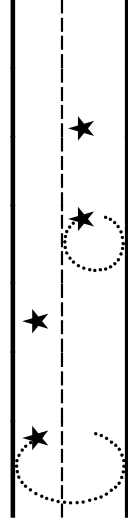


c c y  
a c c




**Directions:** Cut and paste the two pictures. Trace and write the letters. Circle the correct letters.

Then cut out your bracelet, tape and wear home!

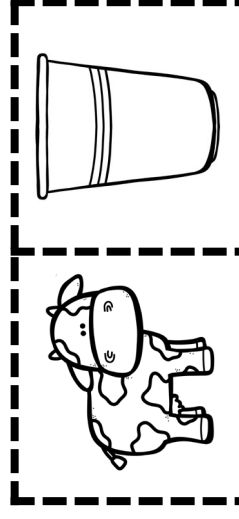


Ask me about  
the letter

C C


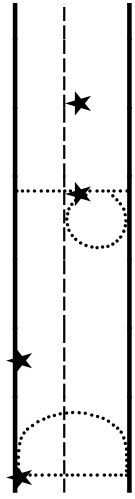


c c y  
a c c




**Directions:** Cut and paste the two pictures. Trace and write the letters. Circle the correct letters.

Then cut out your bracelet, tape and wear home!

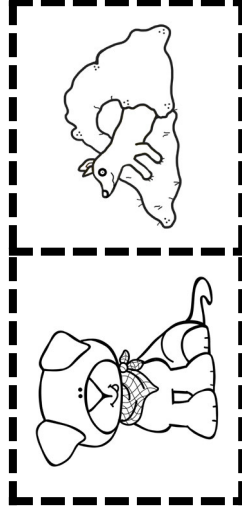


Ask me about  
the letter

**Dd**


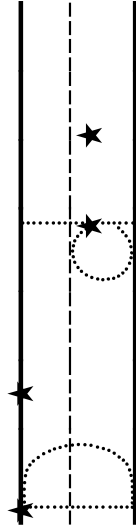


D G D  
d d e




**Directions:** Cut and paste the two pictures. Trace and write the letters. Circle the correct letters.

Then cut out your bracelet, tape and wear home!

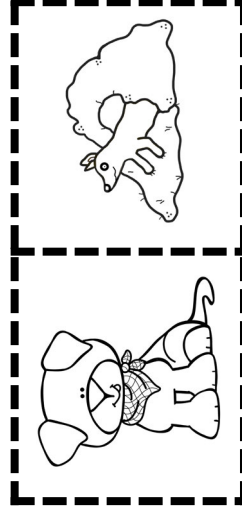


Ask me about  
the letter

**Dd**


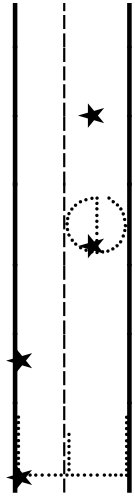


D G D  
d d e




**Directions:** Cut and paste the two pictures. Trace and write the letters. Circle the correct letters.

Then cut out your bracelet, tape and wear home!




Ask me about  
the letter

**Ee**


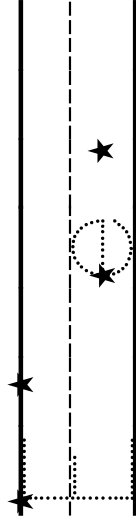


e E f  
d e E




**Directions:** Cut and paste the two pictures. Trace and write the letters. Circle the correct letters.

Then cut out your bracelet, tape and wear home!

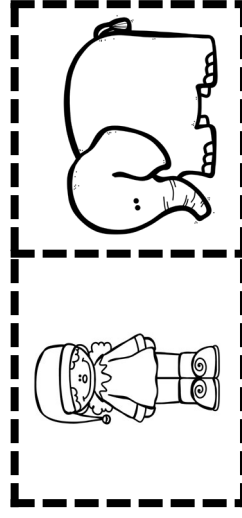


Ask me about  
the letter

**Ee**



e E f  
d e E



**Directions:** Cut and paste the two pictures. Trace and write the letters. Circle the correct letters.

Then cut out your bracelet, tape and wear home!