


January Vocabulary



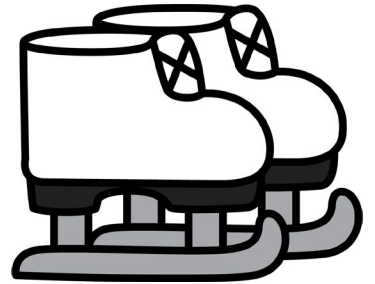
snowflake




hot cocoa




snowman



ice
skates




mittens



hat



New
Year




icicles

January Vocabulary



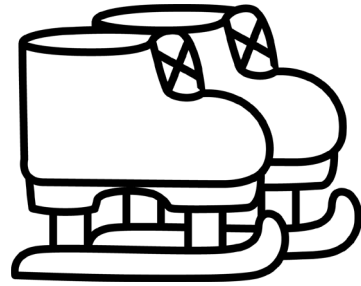
snowflake




hot cocoa



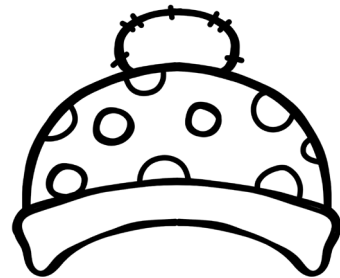
snowman



ice skates



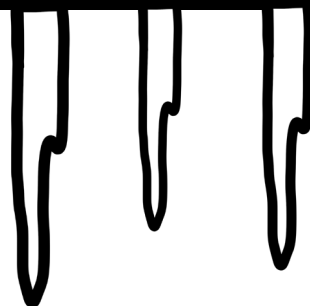
mittens



hat





New Year



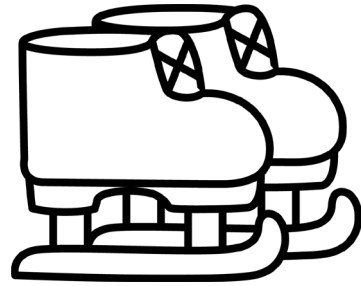
icicles


Words around the Room

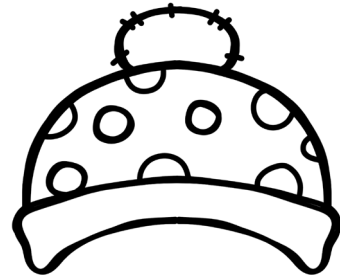



















Words Around the Room: Laminiate, cut out and hang around the room. Students can hunt and find the picture cards and write the vocabulary word on their recording page.

©Keeping My Kiddo Busy, LLC 2021 keepingmykiddobusy.com All Rights Reserved



snowflakes


©Keeping My Kiddo Busy, LLC 2021 keepingmykiddobusy.com All Rights Reserved



snowman

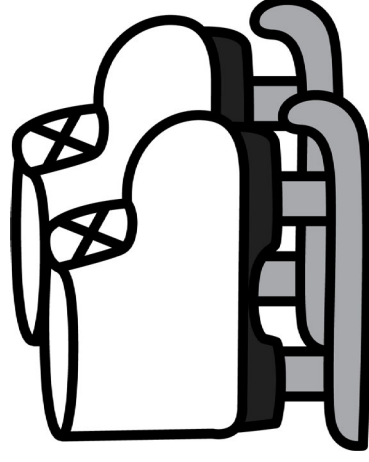
©Keeping My Kiddo Busy, LLC 2021 keepingmykiddobusy.com All Rights Reserved

©Keeping My Kiddo Busy, LLC 2021 keepingmykiddobusy.com All Rights Reserved



hot cocoa

©Keeping My Kiddo Busy, LLC 2021 keepingmykiddobusy.com All Rights Reserved




ice skates

©Keeping My Kiddo Busy, LLC 2021 keepingmykiddobusy.com All Rights Reserved


Words Around the Room: Laminate, cut out and hang around the room. Students can hunt and find the picture cards and write the vocabulary word on their recording page.

©Keeping My Kiddo Busy, LLC 2021 keepingmykiddobusy.com All Rights Reserved




mittens

©Keeping My Kiddo Busy, LLC 2021 keepingmykiddobusy.com All Rights Reserved




New Year

©Keeping My Kiddo Busy, LLC 2021 keepingmykiddobusy.com All Rights Reserved



hat

©Keeping My Kiddo Busy, LLC 2021 keepingmykiddobusy.com All Rights Reserved



icicles

Primary Reading

Thank you for downloading this freebie!

I hope you love this resource as much as we do.

This product is intended for individual or single classroom use only. Please do NOT file share or upload any part of this resource to the web.


All materials are
© 2021 Keeping My Kiddo Busy, LLC
All rights reserved keepingmykiddobusy.com



LOVE THIS FREEBIE?

CLICK HERE

to purchase the entire unit!

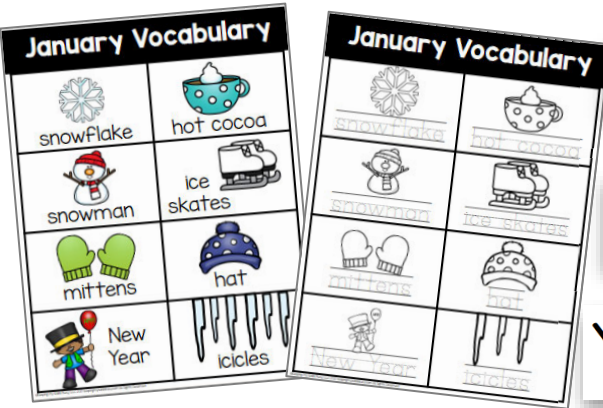


Primary Reading

I SEE JANUARY

LESSON #1

Introduce Vocabulary Words and Read Pocket Chart Cards



Can you see my snowman ? 

Yes, I see your snowman .

Yes, I see the hot cocoa . 

Show color poster and then students trace/write the vocabulary words on their worksheet.

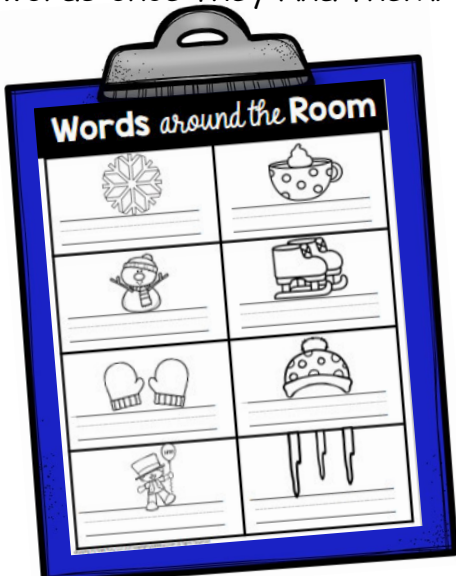
On the first day, place the words in order and practice reading each word as you touch it. Do this multiple times, and the children love reading in different voices (such as acting like mice, monsters, etc.)

LESSON #2

Vocabulary Words Around the Room and Pocket Chart Mix Up!

Words Around the Room

Hang the picture cards around the room, and students use clipboards and their recording page to write the vocabulary words once they find them.



the hot cocoa  see . Yes, I

Student love this game! Mix up the words in each sentence and students have to help you put them back into the correct order.




Primary Reading

I SEE JANUARY

Continued...

LESSON #3

Click play using PowerPoint™ or Google Slides™ and I will read the digital book to students.



Then pass out student books! They come in both color and black and white.




Audio is included on every page, and the red dots appear as I say each word.

I read the page and then we choral read. After we finish the book, students buddy read.





LESSON #4

Read the book and answer comprehension questions.

I read it first, then we read it together and finally students whisper read to themselves or a buddy.



We complete the comprehension check, vocabulary review and sight word pages together.

Did you see a  ?	yes	no
Did you see  ?	yes	no
Did you see a  ?	yes	no
Did you see a  ?	yes	no

Comprehension

Match the vocabulary words to the correct picture.

mitten	
snowflake	
New Year	

Vocabulary

Read and write each sight word.

my	<input type="text"/>
your	<input type="text"/>
those	<input type="text"/>

Sight Words


Primary Reading

I SEE JANUARY

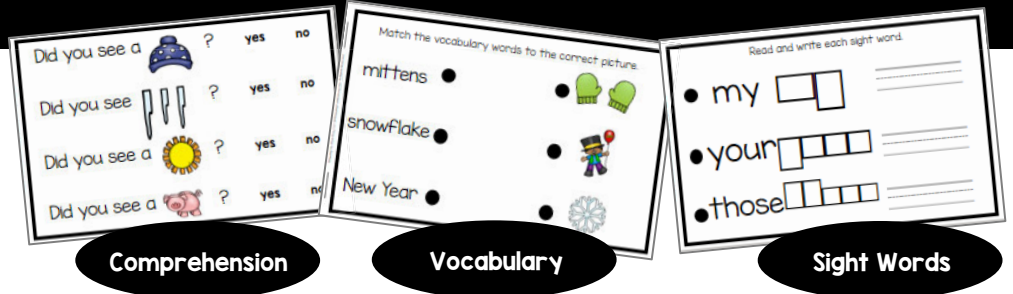
Continued...

LESSON #5

Reread the story for fluency *and* answer the questions at the back of the book.



Last three pages in the back of student books.



Review how to spell vocabulary words.

I encourage students to look at the first letter and think what sound it makes.




Play sentence mix up in a pocket chart.

This works on so many concepts about print including left to right progression, l:l correspondence, comprehension, fluency, vocabulary, sight words and more.

LESSON #6

Write the book!



Reading and writing go hand in hand.

Now that students have read the book and completed the coordinating activities, students can practice writing their own book.

Use the digital book and/or pocket charts for scaffolding.

Please note that these lesson outlines are only a guide. You can implement the activities any way you choose!

THANK YOU!

Thank you for your downloading this product!
I hope you love this resource as much as we do.

Please contact me if you have any questions at all
michala@keepingmykiddobusy.com

I am always happy to help.

Let's be friends! Click any of the buttons below.



TERMS OF USE

♥ All pages in this resource are © Keeping My Kiddo Busy, LLC 2021

♥ This license is for individual use only. If you wish to share with another teacher, please direct them to my [store](#). If an entire school or district intends to use this resource, please purchase the appropriate license.

♥ It is strictly forbidden by the DMCA to sell or share this resource on any website. If you are a teacher, you may upload and share this resource with your students on your password protected virtual classroom.

TpT Keeping My Kinders Busy
keepingmykiddobusy.com



Away with the Pixels

Graphics and font thanks to:

