

# THANK YOU!

Thank you for your downloading this product!  
I hope you love this resource as much as we do.

Please contact me if you have any questions at all  
[michala@keepingmykiddobusy.com](mailto:michala@keepingmykiddobusy.com)

*I am always happy to help.*

Let's be friends! Click any of the buttons below.



## TERMS OF USE

♥ All pages in this resource are © Keeping My Kiddo Busy, LLC 2023

♥ This license is for individual use only. If you wish to share with another teacher, please direct them to my [store](#). If an entire school or district intends to use this resource, please purchase the appropriate license.

♥ It is strictly forbidden by the DMCA to sell or share this resource on any website. If you are a teacher, you may upload and share this resource with your students on your password protected virtual classroom.




**TpT Keeping My Kinders Busy**  
[keepingmykiddobusy.com](http://keepingmykiddobusy.com)



Away with the Pixels

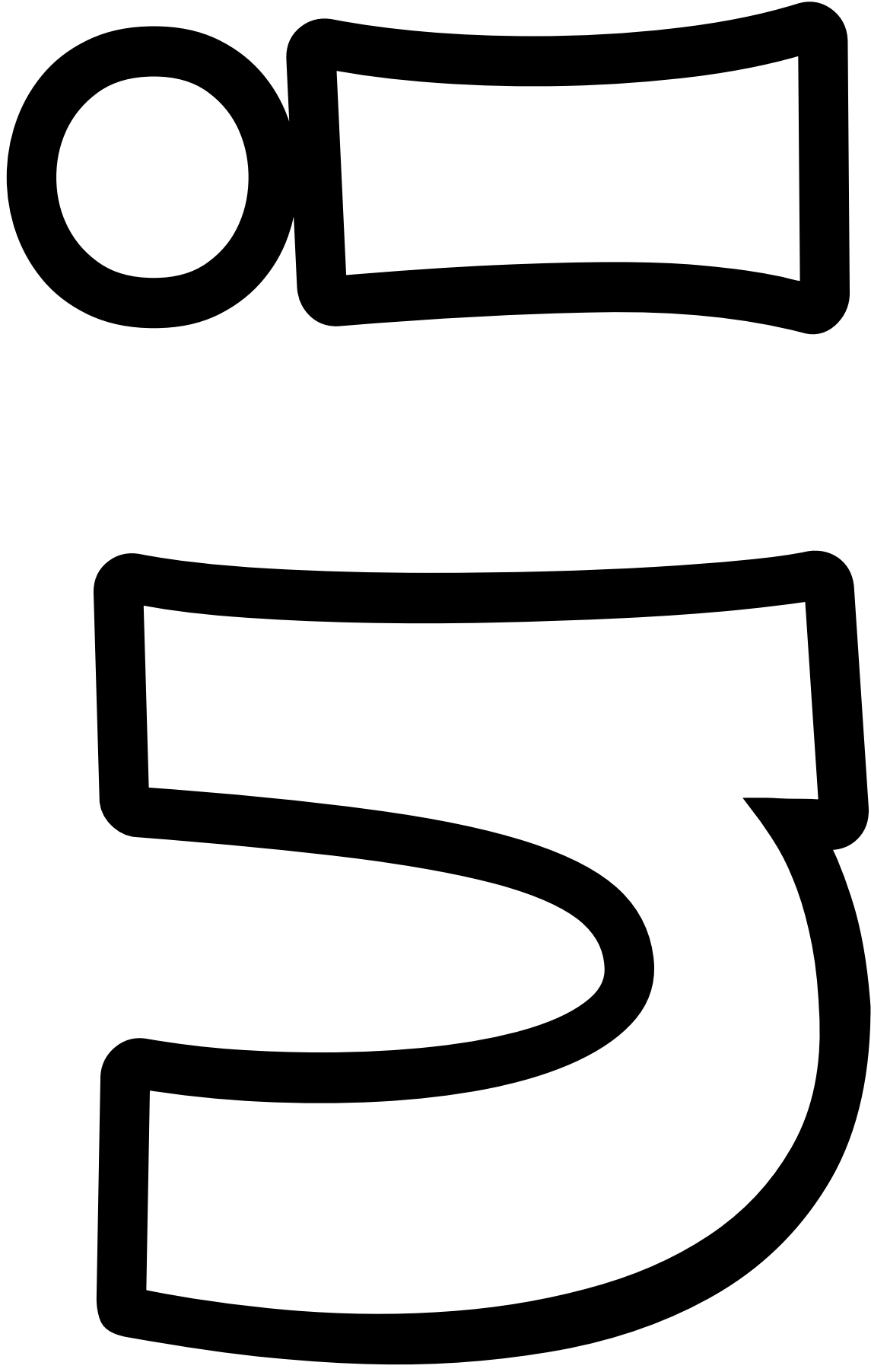
Graphics and font thanks to:  
Hidsey's Clip Art







Print on white or colorful paper/card stock. I recommend red, green or brown for a gingerbread man theme.  
Cut out the letters for an adorable bulletin board title.

Note: you do not have to cut around the letters exactly on the lines.  
It looks so cute to cut them as bubble letters!





Print on white or colorful paper/card stock. I recommend red, green or brown for a gingerbread man theme.  
Cut out the letters for an adorable bulletin board title.



Note: you do not have to cut around the letters exactly on the lines.  
It looks so cute to cut them as bubble letters!



Print on white or colorful paper/card stock. I recommend red, green or brown for a gingerbread man theme.  
Cut out the letters for an adorable bulletin board title.  
Note: you do not have to cut around the letters exactly on the lines.  
It looks so cute to cut them as bubble letters!




Print on white or colorful paper/card stock. I recommend red, green or brown for a gingerbread man theme.  
Cut out the letters for an adorable bulletin board title.  
Note: you do not have to cut around the letters exactly on the lines.  
It looks so cute to cut them as bubble letters!



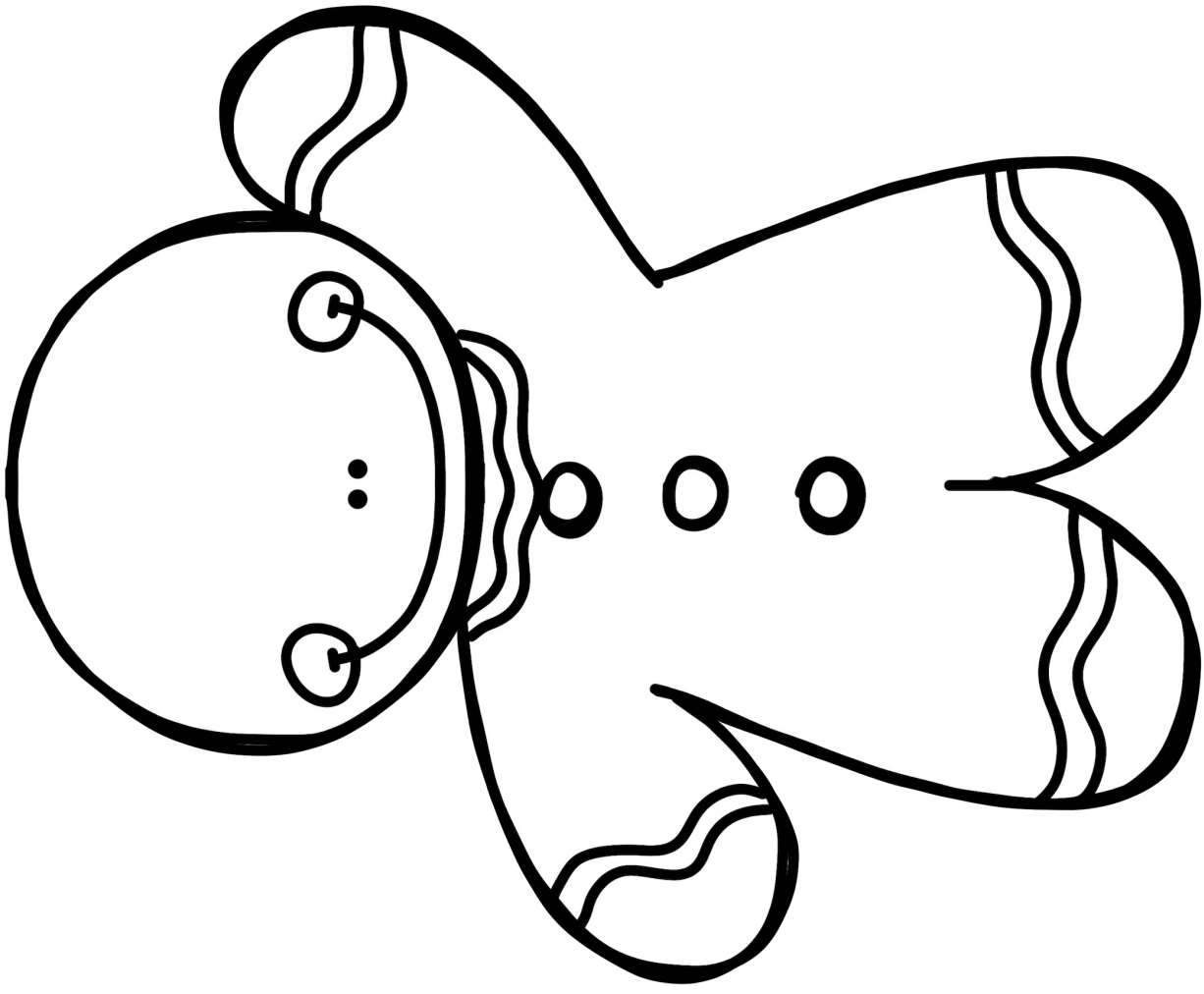

Print on white or colorful paper/card stock. I recommend red, green or brown for a gingerbread man theme. Cut out the letters for an adorable bulletin board title.

Note: you do not have to cut around the letters exactly on the lines. It looks so cute to cut them as bubble letters!



Print on white or colorful paper/card stock. I recommend red, green or brown for a gingerbread man theme. Cut out the letters for an adorable bulletin board title.

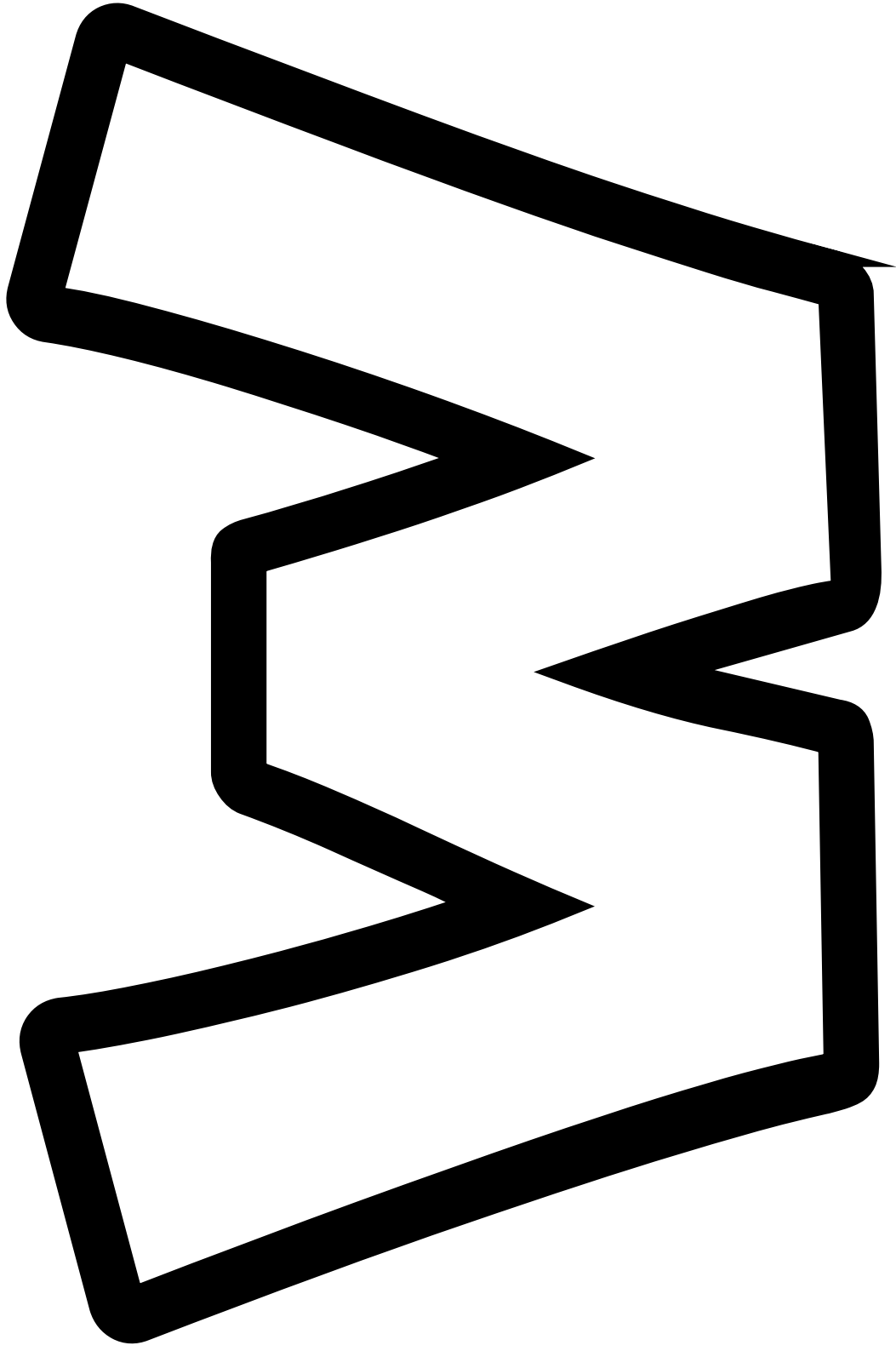
Note: you do not have to cut around the letters exactly on the lines. It looks so cute to cut them as bubble letters!



Print on white or colorful paper/card stock. I recommend red, green or brown for a gingerbread man theme. Cut out the letters for an adorable bulletin board title.

Note: you do not have to cut around the letters exactly on the lines. It looks so cute to cut them as bubble letters!






Print on white or colorful paper/card stock. I recommend red, green or brown for a gingerbread man theme. Cut out the letters for an adorable bulletin board title.

Note: you do not have to cut around the letters exactly on the lines. It looks so cute to cut them as bubble letters!

# The GINGERBREAD Man



## Engaging Activities For Little Hands

©Keeping My Kiddo Busy, LLC 2023 keepingmykiddobusy.com

### Purchase the entire resource:

Friendship + SEL



[CLICK HERE](#)

No Prep Activities



[CLICK HERE](#)

Build a House



[CLICK HERE](#)

Retelling + Sequencing



[CLICK HERE](#)



### Save with the bundle!

All four units shown above are included in this money saving bundle.

[CLICK HERE](#)



Preschool • Pre-K • Kindergarten • 1<sup>st</sup> Grade