



© Keeping My Kiddo Busy 2020 keepingmykiddobusy.com

PRINT
and
TEACH

KINDERGARTEN

January • Math & Reading

THANK YOU!

Thank you for your downloading this product!
I hope you love this resource as much as we do.

Please contact me if you have any questions at all
michala@keepingmykiddobusy.com

I am always happy to help.

Let's be friends! Click any of the buttons below.



TERMS OF USE

♥ All pages in this resource are © Keeping My Kiddo Busy, LLC 2020

♥ This license is for individual use only. If you wish to share with another teacher, please direct them to my [store](#). If an entire school or district intends to use this resource, please purchase the appropriate license.


♥ It is strictly forbidden by the DMCA to sell or share this resource on any website. If you are a teacher, you may upload and share this resource with your students on your password protected virtual classroom.

[Away With The Pixels](#)

TpT Keeping My Kinders Busy
keepingmykiddobusy.com



Graphics and font thanks to:



How To Use This Print & Teach Pack

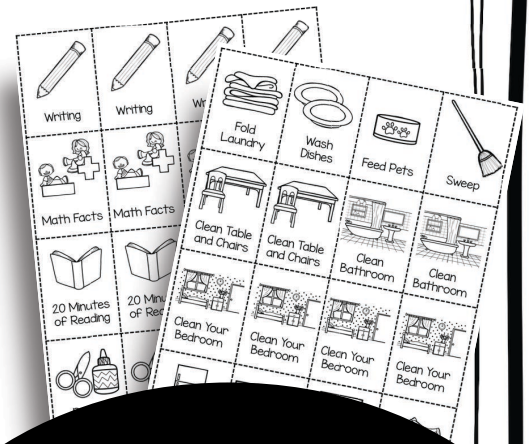

It is so nice to have students on a schedule and routine so they know what to expect each day. This print and teach pack does just that!

These monthly packs create a routine that is easy to follow and there is almost no prep for you.

This work packet is set up to cover skills in a repetitive format. This way, children can be independent most of the time and do not constantly ask you for help and directions.

They recognize the activities and the format every day. Once a week (every five days or so) a new standard is introduced that they may need assistance with, but then this stays the same for many days in a row.

This builds their confidence and helps them master skills and standards quickly.



Students color the star when they complete the assignment. They fill up their stars each day.

What about the empty boxes? Cut out and glue which additional tasks you want your student to complete each day. You can also handwrite an activity in each box or simply leave them blank. This makes it easy to differentiate for students or if you homeschool. Both school and home activities are included

This is our January pack for kindergarten.

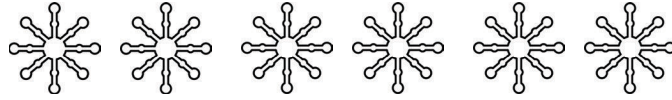
The goal is to teach basic skills while building their confidence.

We start the year very simple with basic letter and number skills. Each month, the packs increase in difficulty as their skills progress.



Day
1

January





My TASKS Today

Color the star when you complete each task.
Let's work hard and learn a lot today!






Language Arts
January Level K • Day 1

HANDWRITING Start at the star and write each letter in your best handwriting.

LAST SOUNDS Fill in the missing last sound!

ho  bu 

SIGHT WORDS Color the mittens that have the target sight word.

your  yes  it  your  so 



Primary Math
January Level K • Day 1

ADDING I see 6 snowflakes. Then I saw 4 more. How many altogether?

COUNTING ON NUMBERS Count how many and write the number on the line. Tip: count by starting at 10.

16
14

SUMS of FIVE Color the mittens to show sums of 5.

3 green + 2 blue = 5
4 yellow + 1 red = 5

TEEN NUMBERS Trace the teen numbers.


11 12 13 14 15




my Daily Journal I read today for 20 minutes

This is how I write my name: _____



Title of the book I read today: _____

Draw a picture of the book you read today. 

This snowman is sad. Complete the sentence and draw a picture to match. 

One time, I felt sad when... _____

Day 1



Language Arts

January



Level K • Day 1

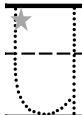


Handwriting
Last sounds
Sight words


Name: _____

HANDWRITING

Start at the star and write each letter in your best handwriting.




LAST SOUNDS



Fill in the missing last sound.









ho__



bu__

SIGHT WORDS


Color the mittens that have the target sight word.



Primary Math

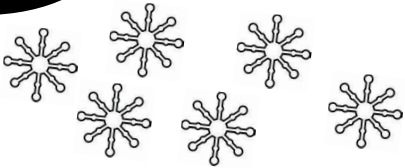
January

Level K • Day 1




Name: _____

ADDING



I see 6 snowflakes.



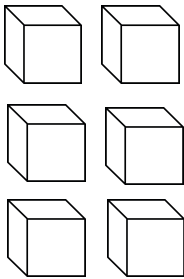
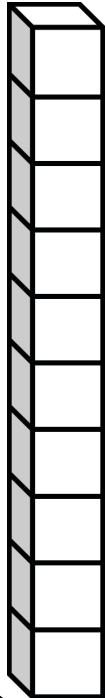
Then I saw 4 more.

How many altogether?

COUNTING and NUMBERS

Count how many and color the correct teen number.

Tip: count by starting at 10.




16

14

SUMS of FIVE

Color the mittens to show sums of 5.



3 green

+

2 blue



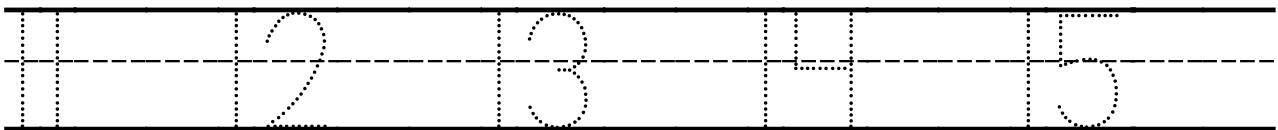
4 yellow

+

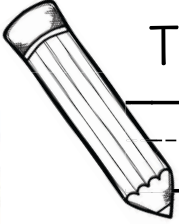
1 red

TEEN NUMBERS

Trace the teen numbers.



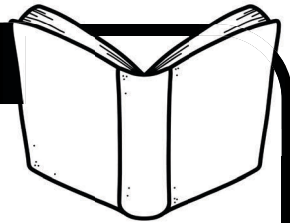
my Daily Journal




This is how I write my name:

Title of the book I read today:

Draw a picture of the book you read today.



This snowman is **sad**. Complete the sentence and draw a picture to match.

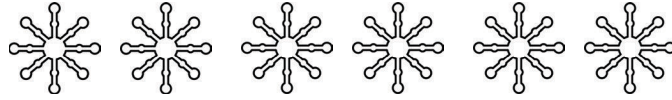


One time, I felt sad when...

Day
1

Day
2

January



My TASKS Today

Color the star when you complete each task.
Let's work hard and learn a lot today!

Language Arts
January Level K • Day 2

HANDWRITING Start at the star and write each letter in your best handwriting.

LAST SOUNDS Fill in the missing last sound!

cu _ ha _

SIGHT WORDS Color the mittens that have the target sight word.

this and this my
they this this



Primary Math
January Level K • Day 2

ADDING Count and add.

I see 7 snowflakes. Then I saw 2 more. How many altogether?

COUNTING AND NUMBERS Count how many and color the correct teen number. Tip: count by starting at 10.

12 13

SUMS 4 FIVE Color the mittens to show sums of 5.

2 green + 3 blue = 5
3 yellow + 2 red = 5

TEEN NUMBERS Trace the teen numbers.

12 13 14 15 16



My Daily Journal
I read today for 20 minutes.

This is how I write my name: _____




Title of the book I read today: _____

Draw a picture of the book you read today.

This snowman is scared. Complete the sentence and draw a picture to match.

One time, I felt scared when... _____

Day 2



Language Arts

January



Level K • Day 2



Name: _____

HANDWRITING


Start at the star and write each letter in your best handwriting.

Handwriting practice lines. The first line shows a dotted uppercase letter 'V' starting at a star on the top line and ending at a star on the bottom line. The second line shows a dotted lowercase letter 'v' starting at a star on the dashed middle line and ending at a star on the bottom line. There are seven stars on each line for starting points.

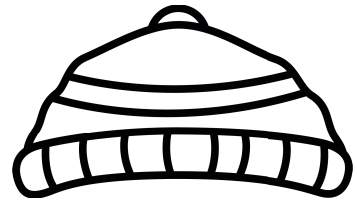
LAST SOUNDS



Fill in the missing last sound.








cu _ _



ha _ _

SIGHT WORDS


Color the mittens that have the target sight word.



Primary Math

January

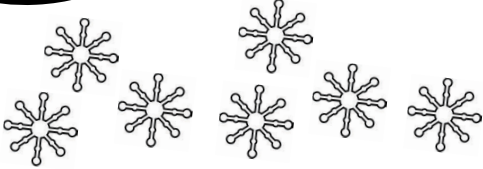
Level K • Day 2



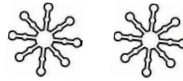
Name: _____

ADDING

Count and add.



I see 7 snowflakes.



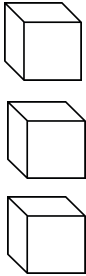
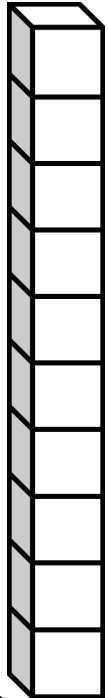
Then I saw 2 more.

How many altogether?

COUNTING and NUMBERS

Count how many and color the correct teen number.

Tip: count by starting at 10.



12

13

SUMS of FIVE

Color the mittens to show sums of 5.



2 green

+

3 blue



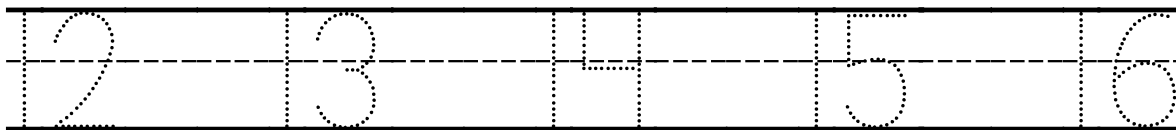
3 yellow

+

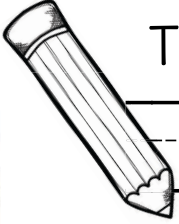
2 red

TEEN NUMBERS

Trace the teen numbers.



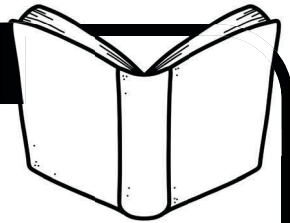
my Daily Journal




This is how I write my name:

Title of the book I read today:

Draw a picture of the book you read today.



This snowman is **scared**. Complete the sentence and draw a picture to match.

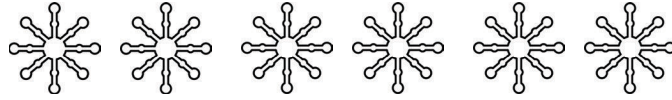


One time, I felt scared when...

Day
2

Day
3

January



My TASKS Today

Color the star when you complete each task.
Let's work hard and learn a lot today!

Language Arts
January Level K • Day 3

HANDWRITING Start at the star and write each letter in your best handwriting.

LAST SOUNDS Fill in the missing last sound.

bu_ le_

SIGHT WORDS Color the mittens that have the target sight word.

and and do and
and and is

Primary Math
January Level K • Day 3

ADDING Count and add.

I see 9 snowflakes. Then I saw 1 more. How many altogether?

COUNTING AND NUMBERS Count how many and color the correct teen number. Tip: count by starting at 0.

19 15

SUMS OF FIVE Color the mittens to show sums of 5.

5 green + 0 blue
2 yellow + 3 red

TEEN NUMBERS Trace the teen numbers.

11 15 16 17 18

I read today for 20 minutes.

My Daily Journal

This is how I write my name _____



Title of the book I read today: _____

Draw a picture of the book you read today.

This snowman is worried. Complete the sentence and draw a picture to match.

One time, I felt worried when... _____

Day 3



Language Arts

January



Level K • Day 3

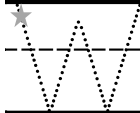


Handwriting
Last sounds
Sight words

Name: _____

HANDWRITING

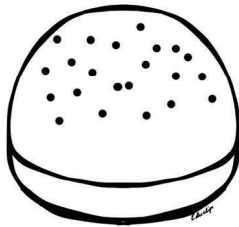
Start at the star and write each letter in your best handwriting.



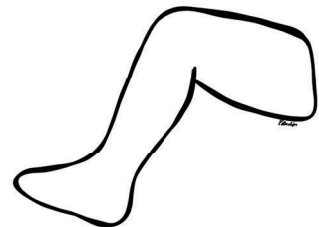
LAST SOUNDS



Fill in the missing last sound.











bu__



le__

SIGHT WORDS


Color the mittens that have the target sight word.



Primary Math

January

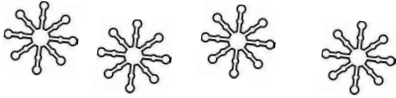
Level K • Day 3



Name: _____

ADDING

Count and add.



I see 4 snowflakes.



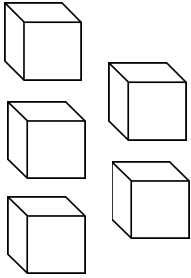
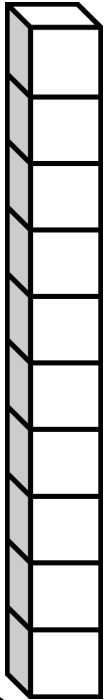
Then I saw 1 more.

How many altogether?

COUNTING and NUMBERS

Count how many and color the correct teen number.

Tip: count by starting at 10.



19

15

SUMS of FIVE

Color the mittens to show sums of 5.



5 green

+

0 blue



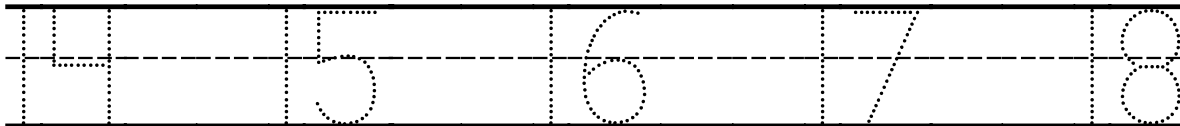
2 yellow

+

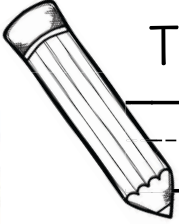
3 red

TEEN NUMBERS

Trace the teen numbers.



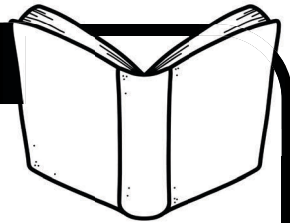
my Daily Journal




This is how I write my name:

Title of the book I read today:

Draw a picture of the book you read today.



This snowman is **worried**. Complete the sentence and draw a picture to match.

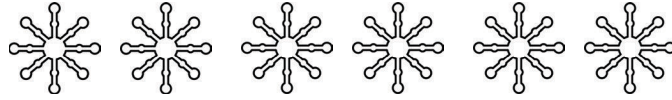


One time, I felt worried when...

Day
3

Day
4

January



My TASKS Today

Color the star when you complete each task.
Let's work hard and learn a lot today!

Language Arts
January Level K • Day 4

HANDWRITING Start off the star and write each letter in your best handwriting.

LAST SOUNDS Fill in the missing last sound.

be _ ha _

SIGHT WORDS Color the mittens that have the target sight word.

it it of am



Primary Math
January Level K • Day 4

ADDING Count and add.

I see 5 snowflakes. Then I saw 5 more. How many altogether?

COUNTING and NUMBERS Count how many and color the correct teen number. Tip: count by starting at 0.

18 17

SUMS 4 FIVE Color the mittens to show sums of 5.

0 green + 5 blue

1 yellow 4 red

TEEN NUMBERS Trace the teen numbers.

5 6 7 8 9



my Daily Journal I read today for 20 minutes

This is how I write my name: _____



Title of the book I read today: _____

Draw a picture of the book you read today.

This snowman is excited. Complete the sentence and draw a picture to match.

One time, I felt excited when... _____

Day 4



Language Arts

January



Level K • Day 4

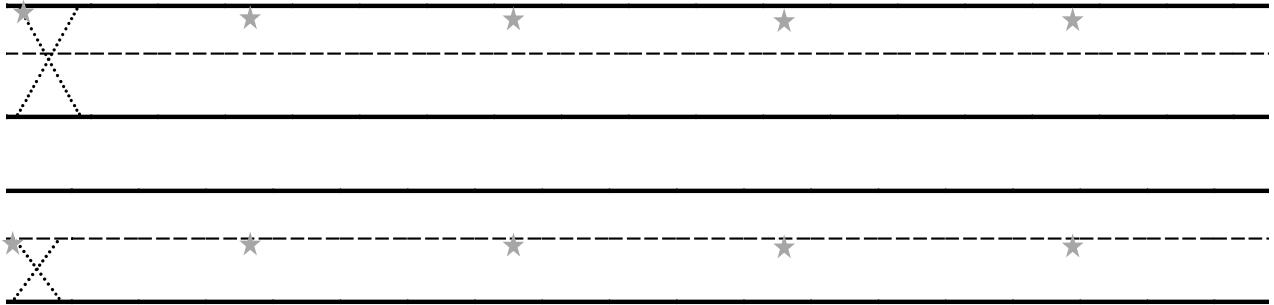


Handwriting
Last sounds
Sight words

Name: _____

HANDWRITING

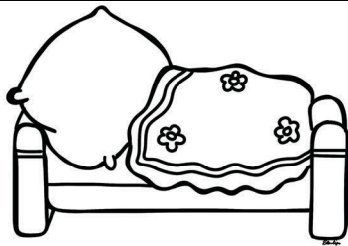
Start at the star and write each letter in your best handwriting.




LAST SOUNDS



Fill in the missing last sound.











be _ _



ha _ _

SIGHT WORDS


Color the mittens that have the target sight word.



Primary Math

January

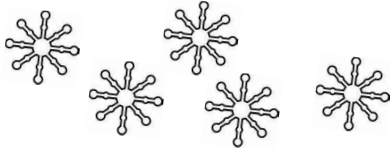
Level K • Day 4



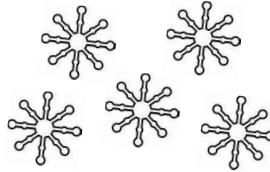
Name: _____

ADDING

Count and add.



I see 5 snowflakes.



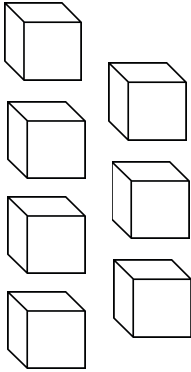
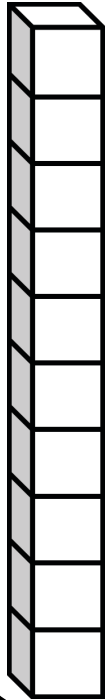
Then I saw 5 more.

How many altogether?

COUNTING and NUMBERS

Count how many and color the correct teen number.

Tip: count by starting at 10.



18

17

SUMS of FIVE

Color the mittens to show sums of 5.



0 green

+

5 blue

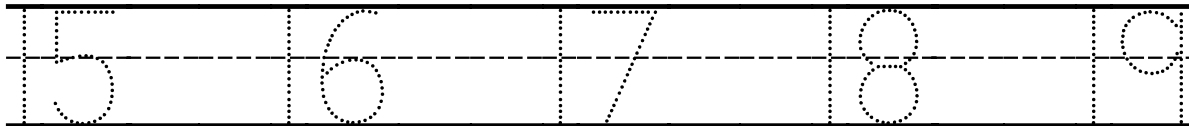


1 yellow

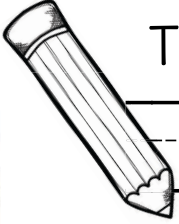
4 red

TEEN NUMBERS

Trace the teen numbers.



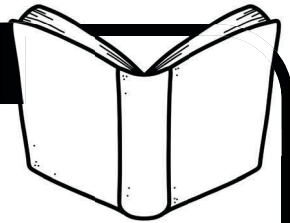
my Daily Journal




This is how I write my name:

Title of the book I read today:

Draw a picture of the book you read today.



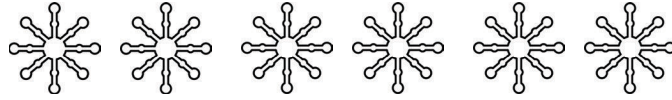
This snowman is **excited**. Complete the sentence and draw a picture to match.



One time, I felt excited when...

Day 5

January



My TASKS Today

Color the star when you complete each task.
Let's work hard and learn a lot today!

Language Arts
January Level K • Day 5

HANDWRITING Start at the star and write each letter in your best handwriting.

LAST SOUNDS Fill in the missing last sound.

ma _ no _

EGHT WORDS Color the mittens that have the target sight word.

go no said said

said to



Primary Math
January Level K • Day 5

ADDING Count and add.

I see 2 snowflakes. Then I saw 5 more. How many altogether?

COUNTING AND NUMBERS Count how many and color the correct teen number. Tip: count by starting at 10.

19 18

SUMS OF FIVE Color the mittens to show sums of 5.

3 green + 2 blue

0 yellow + 5 red

TEEN NUMBERS Trace the teen numbers.

6 7 18 19 20



My Daily Journal
I read today for 20 minutes.

This is how I write my name: _____



Title of the book I read today: _____

Draw a picture of the book you read today.

This snowman is shocked. Complete the sentence and draw a picture to match.

One time, I felt shocked when... _____

Day 5



Language Arts

January



Level K • Day 5



Handwriting
Last sounds
Sight words


Name: _____

HANDWRITING


Start at the star and write each letter in your best handwriting.

Handwriting practice lines. The first line shows a dotted uppercase letter 'Y' starting at a star on the top line and going down to the bottom line. The second line shows a dotted lowercase letter 'y' starting at a star on the dashed middle line and going down to the bottom line. There are four stars on each line for starting points.

LAST SOUNDS



Fill in the missing last sound.









ma _



ro _

SIGHT WORDS


Color the mittens that have the target sight word.



Primary Math

January

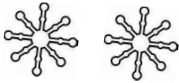
Level K • Day 5



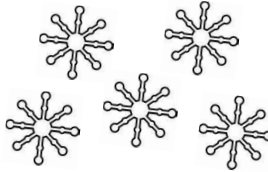
Name: _____

ADDING

Count and add.



I see 2 snowflakes.



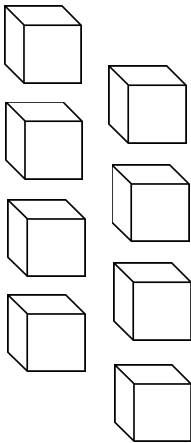
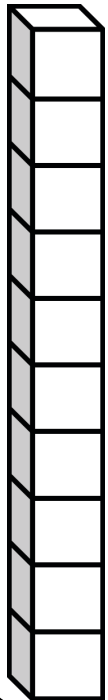
Then I saw 5 more.

How many altogether?

COUNTING and NUMBERS

Count how many and color the correct teen number.

Tip: count by starting at 10.




19

18

SUMS of FIVE

Color the mittens to show sums of 5.



3 green

+

2 blue



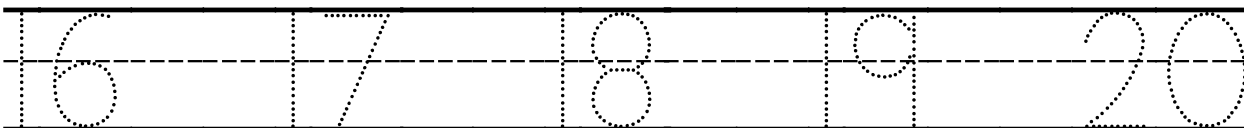
0 yellow

+

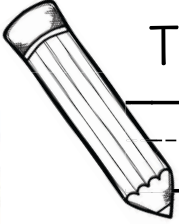
5 red

TEEN NUMBERS

Trace the teen numbers.



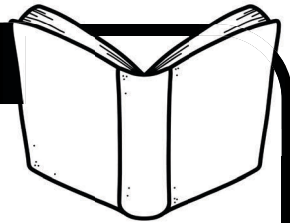
my Daily Journal




This is how I write my name:

Title of the book I read today:

Draw a picture of the book you read today.



This snowman is **shocked**. Complete the sentence and draw a picture to match.



One time, I felt shocked when...

Day
5