

# THANK YOU!

Thank you for your downloading this product!  
I hope you love this resource as much as we do.

Please contact me if you have any questions at all  
[michala@keepingmykiddobusy.com](mailto:michala@keepingmykiddobusy.com)

*I am always happy to help.*

Let's be friends! Click any of the buttons below.



# TERMS OF USE

♥ All pages in this resource are © Keeping My Kiddo Busy, LLC 2020

♥ This license is for individual use only. If you wish to share with another teacher, please direct them to my [store](#). If an entire school or district intends to use this resource, please purchase the appropriate license.

♥ It is strictly forbidden by the DMCA to sell or share this resource on any website. If you are a teacher, you may upload and share this resource with your students on your password protected virtual classroom.

**TpT Keeping My Kinders Busy**  
**[keepingmykiddobusy.com](http://keepingmykiddobusy.com)**



Away with the Pixels

Graphics and font thanks to:





# January Daily Review

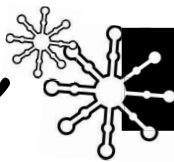
Color the star when you complete your daily assignments.

My Name: \_\_\_\_\_

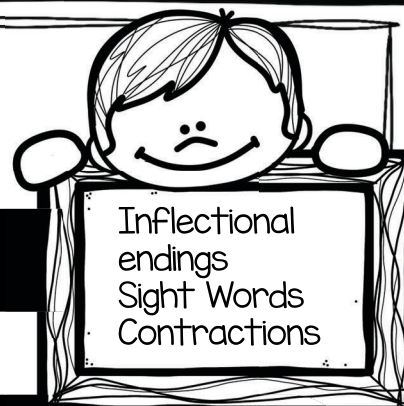
<p><b>Day 1</b></p> <p>Language Arts January - Lesson 1</p> <p>Primary Math January - Lesson 1</p> <p>Read for 20 minutes</p>	<p><b>Day 2</b></p> <p>Language Arts January - Lesson 2</p> <p>Primary Math January - Lesson 2</p> <p>Read for 20 minutes</p>	<p><b>Day 3</b></p> <p>Language Arts January - Lesson 3</p> <p>Primary Math January - Lesson 3</p> <p>Read for 20 minutes</p>	<p><b>Day 4</b></p> <p>Language Arts January - Lesson 4</p> <p>Primary Math January - Lesson 4</p> <p>Read for 20 minutes</p>
<p><b>Day 5</b></p> <p>Language Arts January - Lesson 5</p> <p>Primary Math January - Lesson 5</p> <p>Read for 20 minutes</p>	<p><b>Day 6</b></p> <p>Language Arts January - Lesson 6</p> <p>Primary Math January - Lesson 6</p> <p>Read for 20 minutes</p>	<p><b>Day 7</b></p> <p>Language Arts January - Lesson 7</p> <p>Primary Math January - Lesson 7</p> <p>Read for 20 minutes</p>	<p><b>Day 8</b></p> <p>Language Arts January - Lesson 8</p> <p>Primary Math January - Lesson 8</p> <p>Read for 20 minutes</p>
<p><b>Day 9</b></p> <p>Language Arts January - Lesson 9</p> <p>Primary Math January - Lesson 9</p> <p>Read for 20 minutes</p>	<p><b>Day 10</b></p> <p>Language Arts January - Lesson 10</p> <p>Primary Math January - Lesson 10</p> <p>Read for 20 minutes</p>	<p><b>Day 11</b></p> <p>Language Arts January - Lesson 11</p> <p>Primary Math January - Lesson 11</p> <p>Read for 20 minutes</p>	<p><b>Day 12</b></p> <p>Language Arts January - Lesson 12</p> <p>Primary Math January - Lesson 12</p> <p>Read for 20 minutes</p>
<p><b>Day 13</b></p> <p>Language Arts January - Lesson 13</p> <p>Primary Math January - Lesson 13</p> <p>Read for 20 minutes</p>	<p><b>Day 14</b></p> <p>Language Arts January - Lesson 14</p> <p>Primary Math January - Lesson 14</p> <p>Read for 20 minutes</p>	<p><b>Day 15</b></p> <p>Language Arts January - Lesson 15</p> <p>Primary Math January - Lesson 15</p> <p>Read for 20 minutes</p>	<p><b>Day 16</b></p> <p>Language Arts January - Lesson 16</p> <p>Primary Math January - Lesson 16</p> <p>Read for 20 minutes</p>
<p><b>Day 17</b></p> <p>Language Arts January - Lesson 17</p> <p>Primary Math January - Lesson 17</p> <p>Read for 20 minutes</p>	<p><b>Day 18</b></p> <p>Language Arts January - Lesson 18</p> <p>Primary Math January - Lesson 18</p> <p>Read for 20 minutes</p>	<p><b>Day 19</b></p> <p>Language Arts January - Lesson 19</p> <p>Primary Math January - Lesson 19</p> <p>Read for 20 minutes</p>	<p><b>Day 20</b></p> <p>Language Arts January - Lesson 20</p> <p>Primary Math January - Lesson 20</p> <p>Read for 20 minutes</p>

# Language Arts

## January



### Level 1 • Day 1



Name: \_\_\_\_\_

### Inflectional ENDINGS

Double the consonant then add -ing to each word.



run + n \_\_\_\_\_ = \_\_\_\_\_

swim + m \_\_\_\_\_ = \_\_\_\_\_

-ing  
brothers

### SIGHT WORDS

Write the missing sight word. Circle the long vowel words.

you

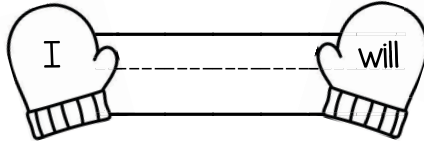
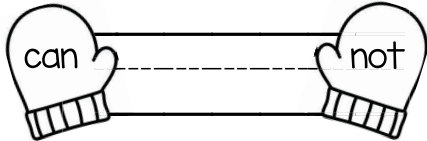
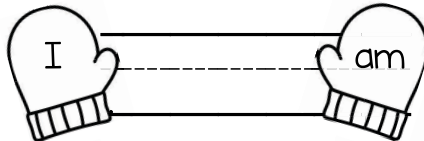
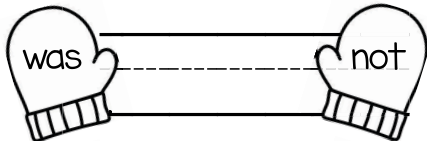
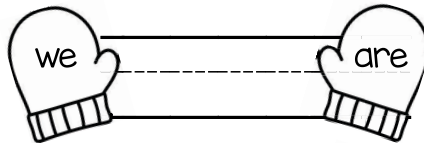
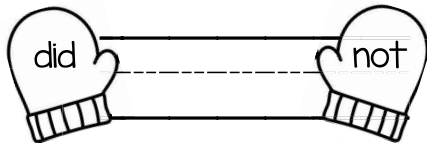
I \_\_\_\_\_ to eat chocolate cake. 

like

Did \_\_\_\_\_ hike up the mountain? 

### CONTRACTIONS

Combine the words on the mittens to form a contraction. Write the contraction on the dotted lines.



### KEY

- we're      I'm
- wasn't    didn't
- can't      I'll

Pick one contraction and write a complete sentence.

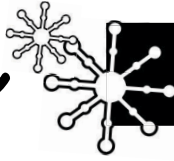
\_\_\_\_\_

\_\_\_\_\_


\_\_\_\_\_

# Primary Math

January

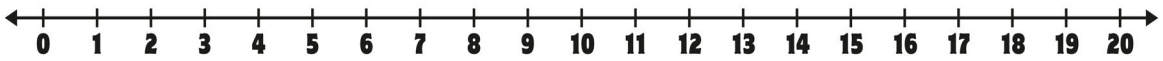


Level 1 • Day 1



Name: \_\_\_\_\_

## ADDING



You know your doubles, now add 1 more.

$1 + 1 + 1 = \underline{\quad}$

$3 + 3 + 1 = \underline{\quad}$

$5 + 5 + 1 = \underline{\quad}$

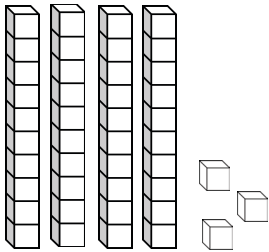
$2 + 2 + 1 = \underline{\quad}$

$4 + 4 + 1 = \underline{\quad}$

$6 + 6 + 1 = \underline{\quad}$

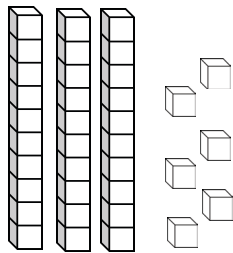
## PLACE Value

Fill in how many tens and ones.



43

\_\_\_\_\_ tens + \_\_\_\_\_ ones

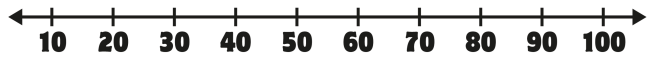


○

\_\_\_\_\_ tens + \_\_\_\_\_ ones

## 10 more 10 less

Fill in the chart.



10    20    30

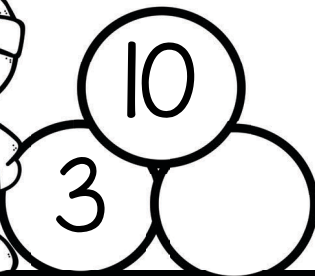
\_\_\_\_\_ 70 \_\_\_\_\_

\_\_\_\_\_ 40 \_\_\_\_\_

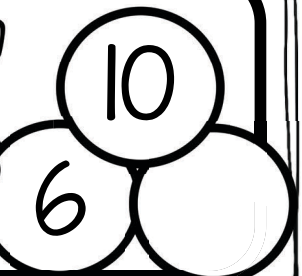

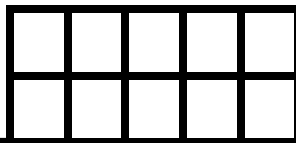
\_\_\_\_\_ 90 \_\_\_\_\_

## NUMBER BONDS

Complete the number bonds.

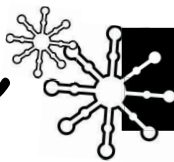


Use the ten frame if you need it.



# Language Arts

## January



### Level 1 • Day 2



Name: \_\_\_\_\_

### Inflectional ENDINGS



**-ing**  
brothers

Double the consonant then add -ing to each word.

**skip + p** \_\_\_\_\_ = \_\_\_\_\_

**nap + p** \_\_\_\_\_ = \_\_\_\_\_

### SIGHT WORDS

Write the missing sight word. Circle the long vowel words.

he

I \_\_\_\_\_ ride my new bike.



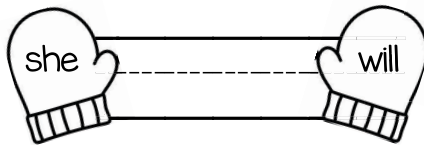
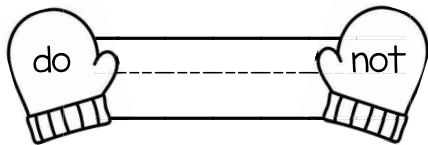
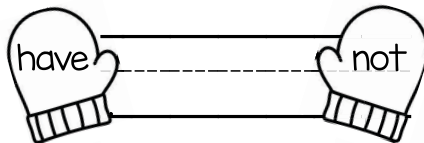
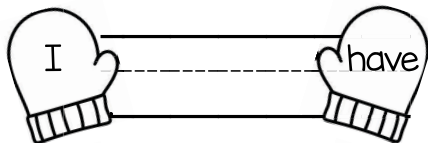
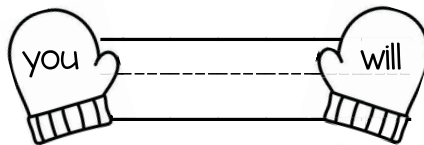
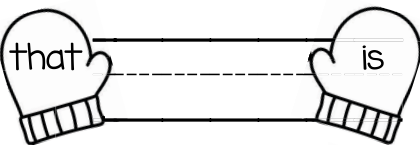
can

Did \_\_\_\_\_ win the basketball game?



### CONTRACTIONS

Combine the words on the mittens to form a contraction. Write the contraction on the dotted lines.



### KEY

don't      that's  
haven't    she'll  
you'll      I've

Pick one contraction and write a complete sentence.

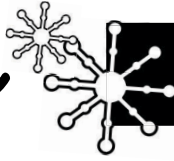
\_\_\_\_\_

\_\_\_\_\_


\_\_\_\_\_

# Primary Math

January

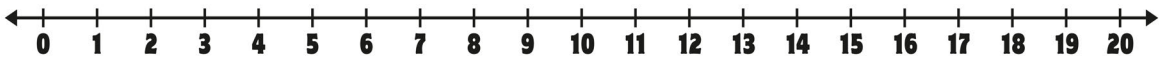


Level 1 • Day 2



Name: \_\_\_\_\_

## ADDING



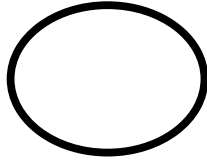
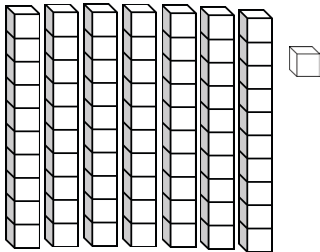
You know your doubles, now add 1 more.

$7 + 7 + 1 = \underline{\quad}$        $9 + 9 + 1 = \underline{\quad}$        $2 + 2 + 1 = \underline{\quad}$

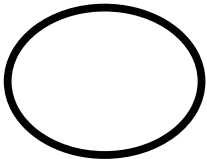
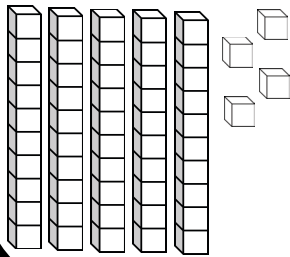
$8 + 8 + 1 = \underline{\quad}$        $1 + 1 + 1 = \underline{\quad}$        $3 + 3 + 1 = \underline{\quad}$

## PLACE Value

Fill in how many tens and ones.



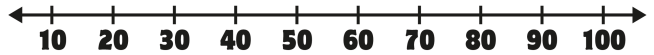
     tens +      ones



     tens +      ones

## 10 more 10 less

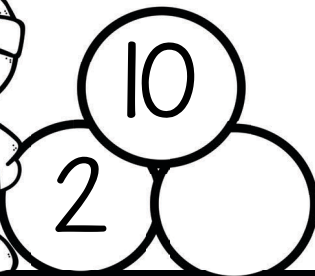
Fill in the chart.





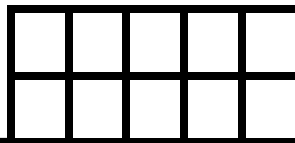
<u>    </u>	60	<u>    </u>
<u>    </u>	80	<u>    </u>
<u>    </u>	20	<u>    </u>
<u>    </u>	50	<u>    </u>

## NUMBER BONDS

Complete the number bonds.

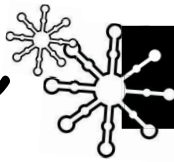


Use the ten frame if you need it.

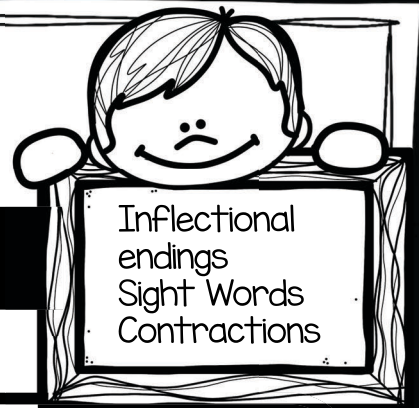


# Language Arts

## January




### Level 1 • Day 3



Name: \_\_\_\_\_

### Inflectional ENDINGS

Double the consonant then add -ing to each word.



**-ing**  
brothers

shop + p \_\_\_\_\_ = \_\_\_\_\_

dig + g \_\_\_\_\_ = \_\_\_\_\_

### SIGHT WORDS

Write the missing sight word. Circle the long vowel words.

That

Is the robe nice \_\_\_\_\_ soft?



and

\_\_\_\_\_ wave is so huge!



### CONTRACTIONS

Combine the words on the mittens to form a contraction. Write the contraction on the dotted lines.

did not

he is

are not

were not

what is

had not

### KEY

he's hadn't

what's aren't

weren't didn't

Pick one contraction and write a complete sentence.

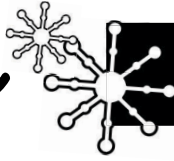
\_\_\_\_\_

\_\_\_\_\_


\_\_\_\_\_

# Primary Math

January

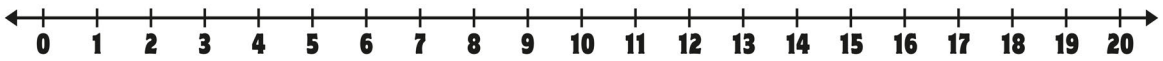


Level 1 • Day 3



Name: \_\_\_\_\_

## ADDING



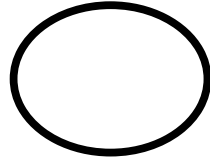
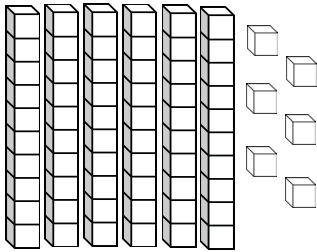
You know your doubles, now add 1 more.

$3 + 3 + 1 = \underline{\quad}$        $9 + 9 + 1 = \underline{\quad}$        $2 + 2 + 1 = \underline{\quad}$

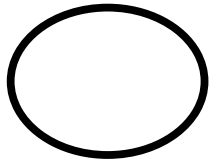
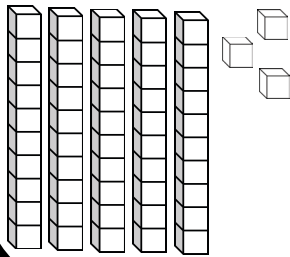
$5 + 5 + 1 = \underline{\quad}$        $7 + 7 + 1 = \underline{\quad}$        $4 + 4 + 1 = \underline{\quad}$

## PLACE Value

Fill in how many tens and ones.



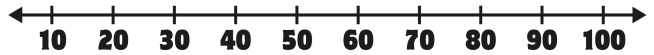
     tens +      ones



     tens +      ones

## 10 more 10 less


Fill in the chart.



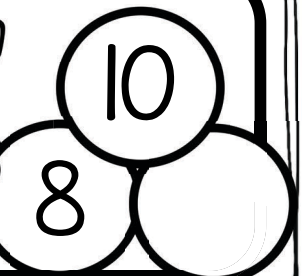

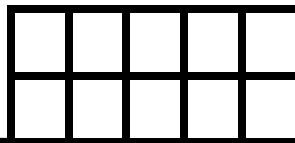
<u>    </u>	30	<u>    </u>
<u>    </u>	90	<u>    </u>
<u>    </u>	40	<u>    </u>
<u>    </u>	70	<u>    </u>

## NUMBER BONDS

Complete the number bonds.



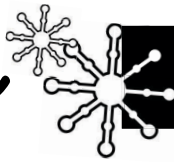
Use the ten frame if you need it.



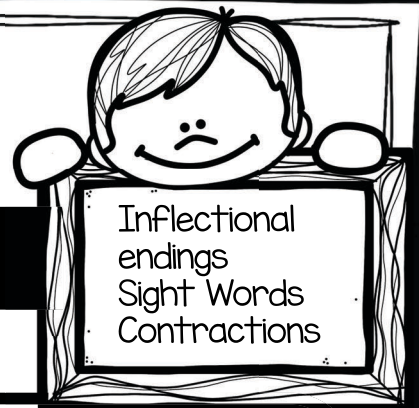


# Language Arts

## January




### Level 1 • Day 4



Name: \_\_\_\_\_

### Inflectional ENDINGS



**-ing**  
brothers

Double the consonant then add -ing to each word.

jog + g \_\_\_\_\_ = \_\_\_\_\_

win + n \_\_\_\_\_ = \_\_\_\_\_

### SIGHT WORDS

Write the missing sight word. Circle the long vowel words.

There \_\_\_\_\_

We \_\_\_\_\_ to rake up all the leaves.



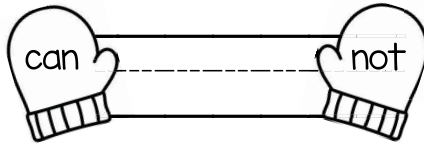
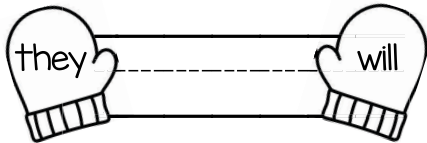
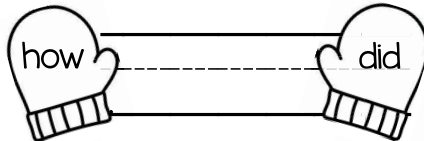
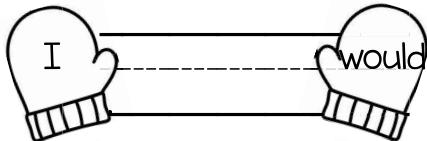
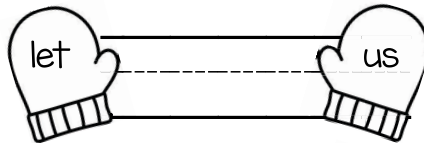
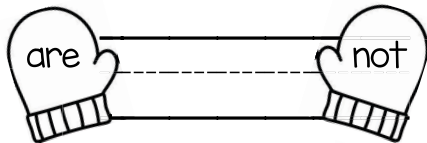
had \_\_\_\_\_

is no place like home.



### CONTRACTIONS

Combine the words on the mittens to form a contraction. Write the contraction on the dotted lines.



### KEY

how'd      can't  
I'd          let's  
aren't      they'll

Pick one contraction and write a complete sentence.

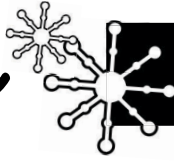
\_\_\_\_\_

\_\_\_\_\_


\_\_\_\_\_

# Primary Math

January

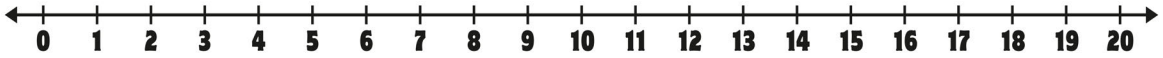


Level 1 • Day 4



Name: \_\_\_\_\_

## ADDING



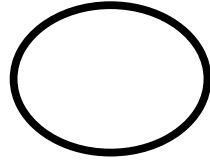
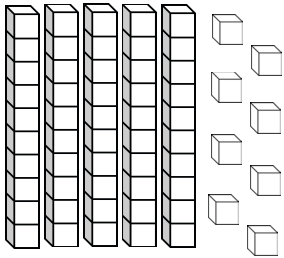
You know your doubles, now add 1 more.

$7 + 7 + 1 = \underline{\quad}$        $5 + 5 + 1 = \underline{\quad}$        $3 + 3 + 1 = \underline{\quad}$

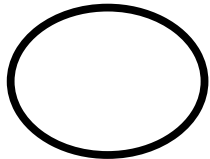
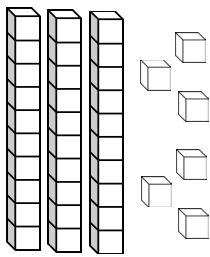
$9 + 9 + 1 = \underline{\quad}$        $2 + 2 + 1 = \underline{\quad}$        $4 + 4 + 1 = \underline{\quad}$

## PLACE Value

Fill in how many tens and ones.



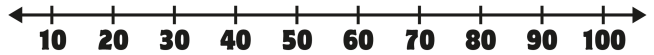
     +       
tens + ones



     +       
tens + ones

## 10 more 10 less

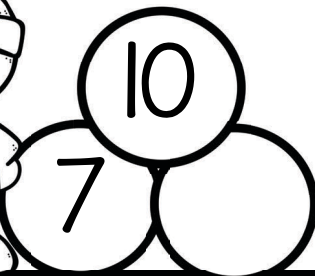
Fill in the chart.



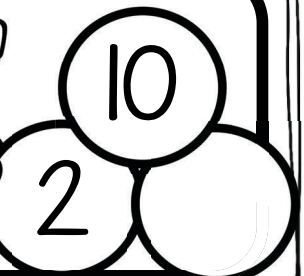

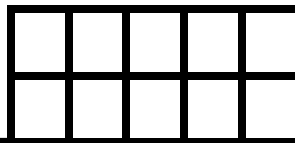
<u>    </u>	20	<u>    </u>
<u>    </u>	80	<u>    </u>
<u>    </u>	90	<u>    </u>
<u>    </u>	40	<u>    </u>

## NUMBER BONDS

Complete the number bonds.

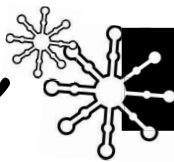


Use the ten frame if you need it.



# Language Arts

## January



### Level 1 • Day 5



Inflectional endings  
Sight Words  
Contractions

Name: \_\_\_\_\_

### Inflectional ENDINGS



**-ing**  
brothers

Double the consonant then add -ing to each word.

beg + g \_\_\_\_\_ = \_\_\_\_\_

hop + p \_\_\_\_\_ = \_\_\_\_\_

### SIGHT WORDS

Write the missing sight word. Circle the long vowel words.

little

My \_\_\_\_\_ sister turns five today.

today

Is \_\_\_\_\_ the day to go vote?

### CONTRACTIONS

Combine the words on the mittens to form a contraction. Write the contraction on the dotted lines.

is not

you will

they have

where is

can not

we would

### KEY

we'd they've

you'll isn't

where's can't

Pick one contraction and write a complete sentence.

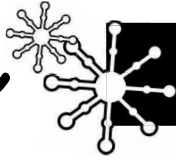
\_\_\_\_\_

\_\_\_\_\_


\_\_\_\_\_

# Primary Math

January

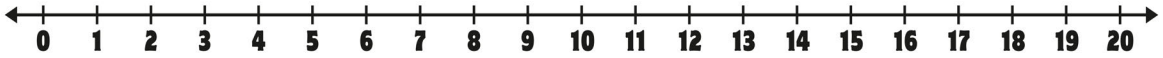


Level 1 • Day 5



Name: \_\_\_\_\_

## ADDING



You know your doubles, now add 1 more.

$3 + 3 + 1 = \underline{\quad}$

$8 + 8 + 1 = \underline{\quad}$

$7 + 7 + 1 = \underline{\quad}$

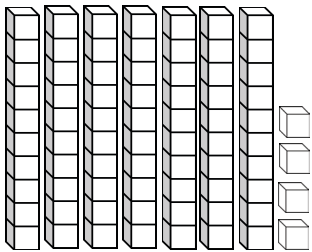
$5 + 5 + 1 = \underline{\quad}$

$4 + 4 + 1 = \underline{\quad}$

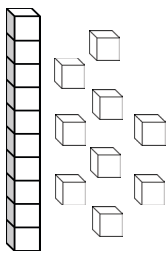
$6 + 6 + 1 = \underline{\quad}$

## PLACE Value

Fill in how many tens and ones.



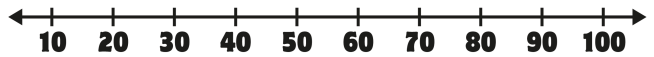
     tens +      ones



     tens +      ones

## 10 more 10 less

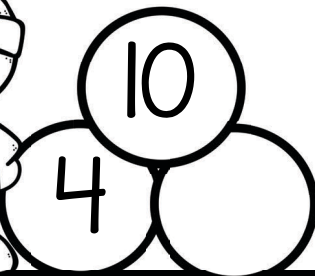
Fill in the chart.




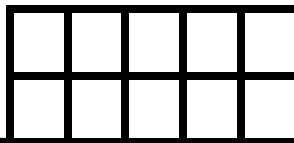
<u>    </u>	90	<u>    </u>
<u>    </u>	70	<u>    </u>
<u>    </u>	30	<u>    </u>
<u>    </u>	20	<u>    </u>

## NUMBER BONDS

Complete the number bonds.



Use the ten frame if you need it.



**STANDARDS BASED** and **ENGAGING**  
for the entire school year!

Did you love the free week?

**CLICK HERE**

to purchase the  
entire month.



© Keeping My Kiddo Busy 2020 keepingmykiddobusy.com

**SAVE BIG**

*With the year long*

**BUNDLE**

**CLICK HERE**

