

Day
II

Summer



My TASKS Today

Color the star when you complete each task.
Let's work hard and learn a lot today!

Primary Math
Summer Level K • Day I

Name: _____

3D SOLIDS Color the correct 3D solids.

MORE - LESS Color by Stars.

COLOR BY SUM Solve the addition problems. Use the key to color by sum.

7+0=	5+2=	4+3=	6+1=	3+4=
6+1=	3+4=	6+2=	0+5=	5+2=
4+3=	1+7=	4+1=	5+0=	2+5=
3+4=	4+4=	5+3=	2+6=	3+5=
5+2=	2+3=	5+0=	3+2=	4+1=
3+4=	1+1=	0+5=	0+5=	6+1=
6+1=	0+7=	2+5=	2+3=	5+2=

Key: 3 = red, 4 = yellow, 5 = purple

Language Arts
Summer Level K • Day I

Name: _____

PHONICS Write the letter that makes the first sound of each picture. Circle the correct picture that you spelled.

MYSTERY WORD

READING Jack has a _____.
His map is _____ and square.
His chest sits in the _____.

Fill in the correct words in the story.

WRITING Write 1-2 sentences using the picture word bank.

hat jewel pirate map tree

My Daily Reading Journal
I read today for 20 minutes.

Title of book: _____

Did you like the book?
Thumbs up/down

Author: _____

Illustrator: _____

Summary: _____

Plot Setting Characters




Blank box for student work

Blank box for student work

Blank box for student work



Primary Math



Summer

Level K • Day II

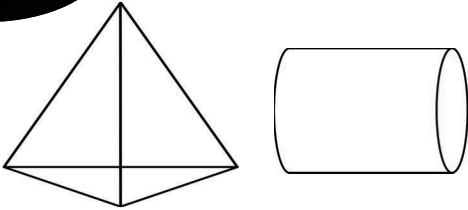
3D Solids
More or Less
Color by Sums
Addition



Name: _____

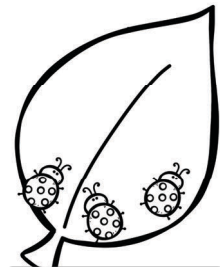
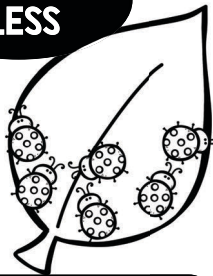
3D SOLIDS

Color the correct 3D solid.




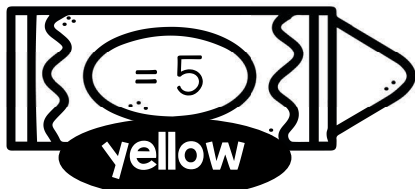
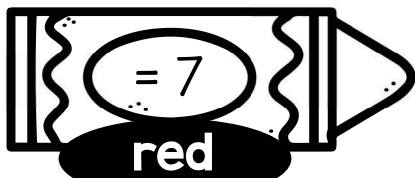
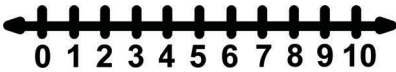
pyramid

MORE or LESS



COLOR BY SUM

Solve the addition problems. Use they key to color by sum.



$7+0=$	$5+2=$	$4+3=$	$6+1=$	$3+4=$
$6+1=$	$3+4=$	$6+2=$	$0+8=$	$5+2=$
$0+7=$	$1+7=$	$4+4=$	$0+7=$	$4+3=$
$4+3=$	$4+4=$	$5+3=$	$2+6=$	$3+5=$
$5+2=$	$2+3=$	$5+0=$	$8+0=$	$2+5=$
$3+4=$	$1+4=$	$3+2=$	$4+1=$	$6+1=$
$6+1=$	$0+5=$	$0+5=$	$0+5=$	$6+1=$
$0+7=$	$2+3=$	$2+3=$	$7+0=$	$2+5=$
$6+1=$	$0+7=$	$2+5=$	$7+0=$	$5+2=$

Language Arts



Summer

Level K • Day II

Phonics
Reading
Writing





Name: _____


PHONICS

Write the letter that makes the first sound of each picture.
Circle the correct picture that you spelled.


--	--	--



MYSTERY WORD



READING



Jack has a _____.

His map is _____ and square.

His chest sits in the _____.



Fill in the correct words in the story.



WRITING

Write 1-2 sentences using the picture word bank.

hat



jewel



pirate



map



tree



my Daily

Reading Journal


I read today for 20 minutes

Title of book:

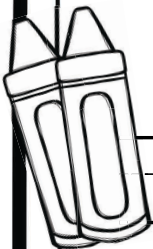
Did you like the book?

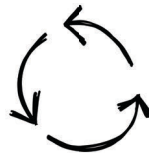


Author:



Illustrator:





Plot



Setting



Characters

Summary:

Day
11

How To Use This Summer Print & Teach Pack

It is so nice to have students on a schedule and routine, so they know what to expect each day. This print and teach pack does just that!
Keep your kindergarten student's skills sharp before they enter first grade.

These monthly packs create a routine that is easy to follow and there is almost no prep for you.

So many standards are covered each day in a mastery and spiraling format, so students do not constantly ask you for help and directions. They recognize the activities and the format every day. Once a week (every five days) a new standard is introduced that they may need assistance with, but then this stays the same for the entire week.




This builds their confidence and helps them master skills and standards quickly.



20 days
included
for
each
month



Students
color the star
when they
complete the
assignment.
They fill up their
stars each day.




Both school and home
activities are included. Cut out
and glue which tasks you want
your student to complete
each day. You can also
handwrite an activity in each
box or simply leave them blank.
This makes it easy to
differentiate for students or
if you homeschool.

Structured,
standards based
activities every single day!
Teachers and students
love this routine.



Name _____



My Summer Goals

A large, empty rounded rectangular box for writing or drawing.

My goals for this

summer are:

1.

2.

3.

THANK YOU!

Thank you for your downloading this product!
I hope you love this resource as much as we do.

Please contact me if you have any questions at all
michala@keepingmykiddobusy.com

I am always happy to help.

Let's be friends! Click any of the buttons below.



TERMS OF USE

♥ All pages in this resource are © Keeping My Kiddo Busy, LLC 2020

♥ This license is for individual use only. If you wish to share with another teacher, please direct them to my [store](#). If an entire school or district intends to use this resource, please purchase the appropriate license.

♥ It is strictly forbidden by the DMCA to sell or share this resource on any website. If you are a teacher, you may upload and share this resource with your students on your password protected virtual classroom.

TpT Keeping My Kinders Busy
keepingmykiddobusy.com



Graphics and font thanks to:

