

PRIMARY SCIENCE

Thank you for downloading this freebie!

I hope you love this resource as much as we do.

This product is intended for individual or single classroom use only. Please do NOT file share or upload any part of this resource to the web.

All materials are © 2020 Keeping My Kiddo Busy, LLC All rights reserved keepingmykiddobusy.com



LOVE THIS FREEBIE?

[CLICK HERE](#)

to grab the entire unit!

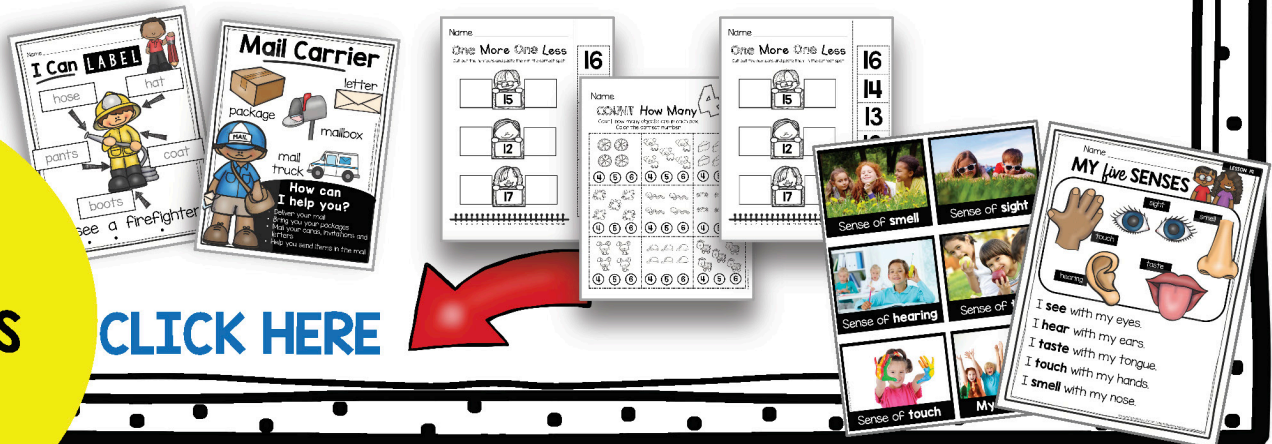
25 lessons to explore and learn all about mammals

HAVE YOU JOINED OUR FREEBIE LIBRARY?

All you need is your email to sign up and access **FREE** resources right away!


FREE
Primary
RESOURCES

[CLICK HERE](#)



Name _____

WHAT *are* MAMMALS?




Mammals **can** be big or small.

There **are** many kinds of mammals all over the world.

They **have** hair or fur, a single-boned jaw, three bones in their middle ear, milk for their babies and a neocortex in their brain.

Name _____

WHAT *are* MAMMALS?



Mammals **can** be big or small.

There **are** many kinds of mammals all over the world.

They **have** hair or fur, a single-boned jaw, three bones in their middle ear, milk for their babies and a neocortex in their brain.

WHAT *are* MAMMALS?




Name _____

Mammals can

Mammals are

Mammals have

What is a Mammal?




Name _____

A mammal has **5** special characteristics:

1


Mammary glands

Mommy mammals provide milk for their babies.



2

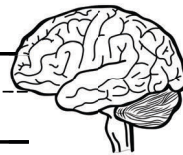
Hair or fur



Mammals have hair or fur on their bodies.

3

Neocortex



A special part of the brain that helps them think.

4


Three bones in ear



Mammals have three little bones in the inner ear.


5

Single-boned jaw




One bone makes the entire lower jaw in mammals.

What is a Mammal?



Name _____

1



Hair or fur

Makes
milk
for
babies



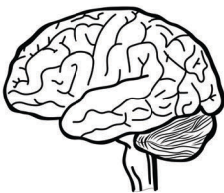
2

5

special

characteristics
of mammals

3



neocortex

4



Single-boned jaw

Three
bones in
inner ear



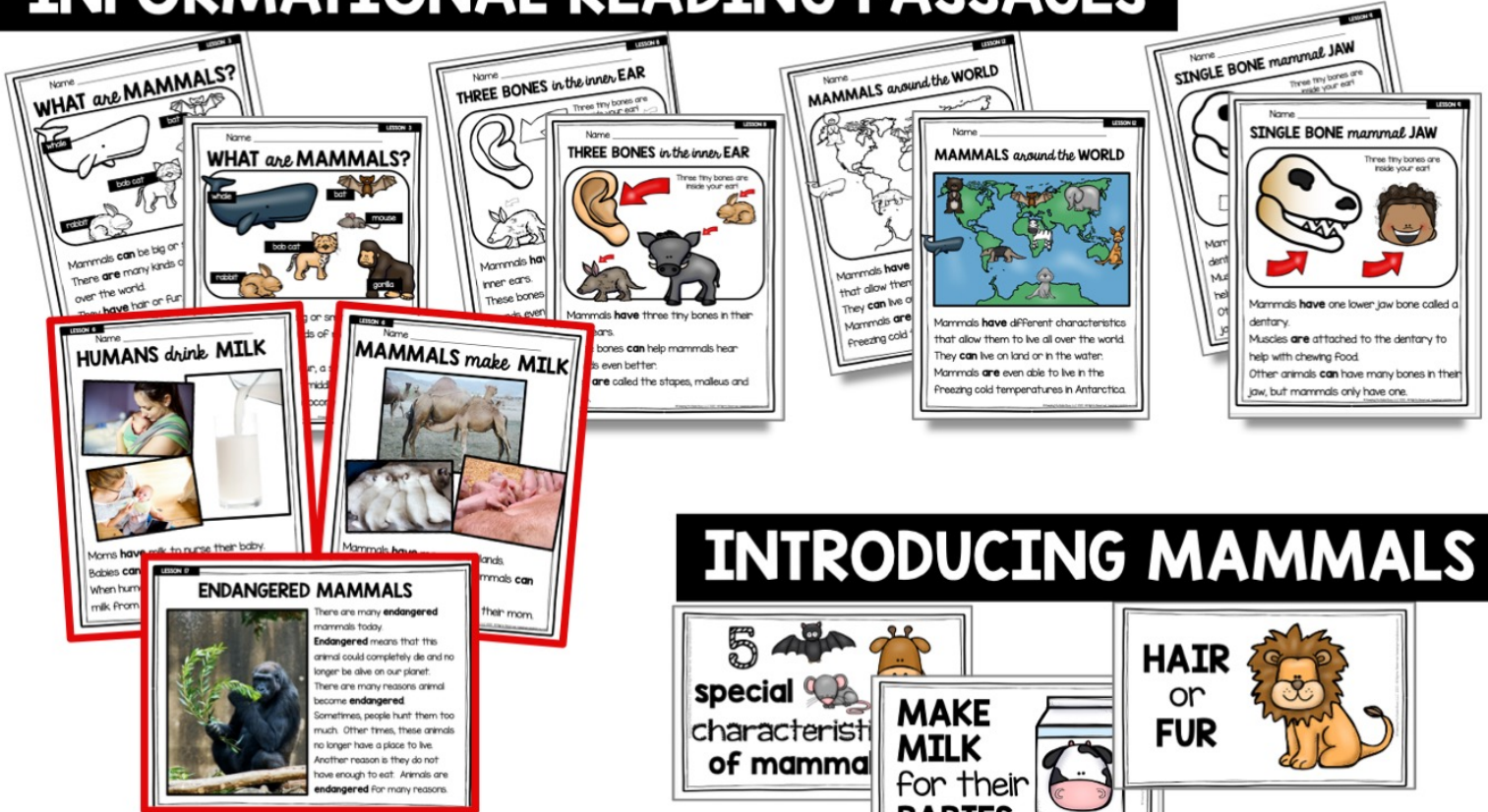
3

Primary Science

UNIT 2

All About Mammals

INFORMATIONAL READING PASSAGES



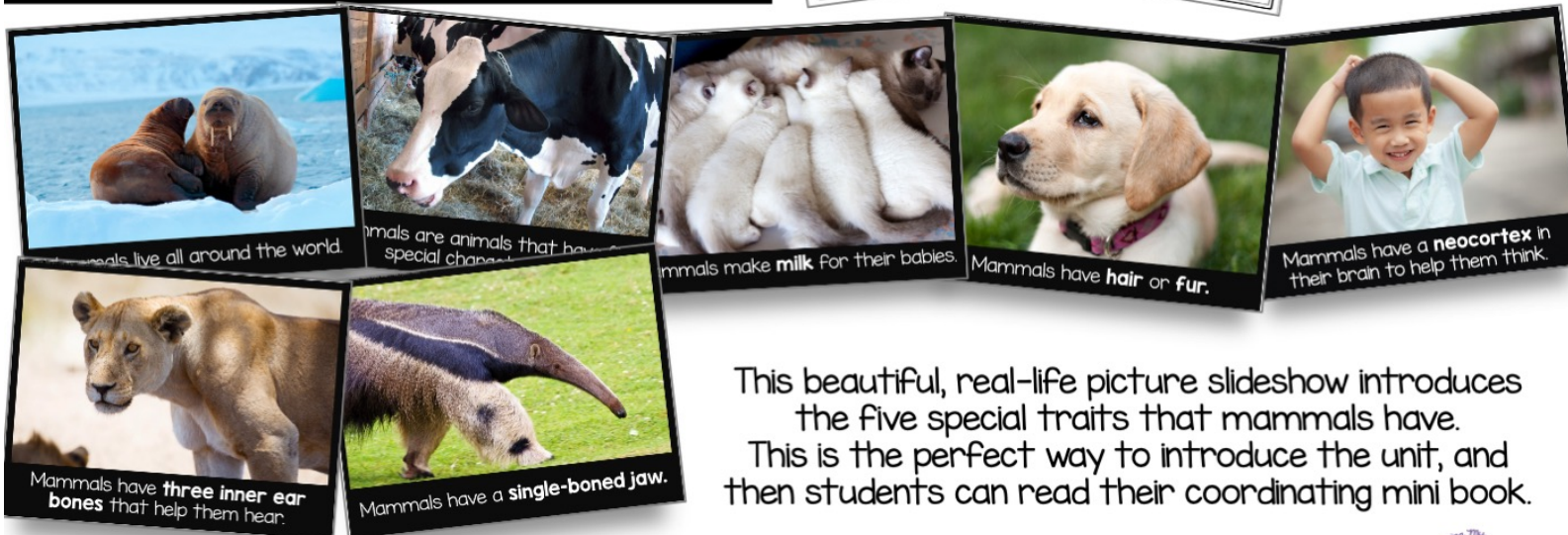
Reading passages come in color and BW, plus real-life pictures!

INTRODUCING MAMMALS



Posters and mini book are included.

MAMMALS SLIDESHOW



This beautiful, real-life picture slideshow introduces the five special traits that mammals have. This is the perfect way to introduce the unit, and then students can read their coordinating mini book.

Mammal Characteristics

HAIR/FUR

Single JAW BONE

NAME: _____

SINGLE BONE mammal JAW

Directions: Three tiny bones make your ear. Mammals have one lower jaw bone. Muscles are attached to the dentary help with chewing food. Other animals can have more than one lower jaw, but mammals only have one.

WORD BANK

- dentary
- one
- bone

Mammals have _____

lower jaw _____

collect _____

Learn about how mammals have a single lower jaw bone.

NAME: _____

Color Black & White

Polar Bear Polar Bear Pig

Directions: Color the bear, pig and body. Add color to its mane and tip of its tail.

Mammals have hair or fur.

NAME: _____

MAMMALS have HAIR

Write a word that describes each mammal's hair or fur.

NAME: _____

MAMMALS have HAIR on FUR

Write a word that describes each mammal's hair or fur.

NAME: _____

MAMMALS have HAIR on FUR

Write a word that describes each mammal's hair or fur.

Discuss different kinds of fur - similarities and differences.

Make MILK

NAME: _____

MAMMALS make MILK

Mammals have mammary glands. This means that mommy mammals can make milk for their babies. Babies are drinking milk from their mom.

NAME: _____

HUMANS drink MILK

Moms have milk to nurse their baby. Babies can also drink milk from a bottle. When humans are older, they drink cow's milk from a cup.

NAME: _____

DO YOU like MILK?

Dairy means it is a food that contains milk. Color the dairy foods you like to eat.

ice cream cake milk cheese yogurt butter chocolate

NAME: _____

DAIRY or NOT?

The food does have dairy. The food does not have dairy.

Reading passages, coloring activity and cut/paste sorting foods that have dairy and foods that do not.

Three inner EAR BONES

NAME: _____

THREE BONES in the inner EAR

Directions: Draw tiny bones on each side of your ear.

Mammals have three tiny bones in their inner ears. These bones can help mammals hear sounds even better. They are called the stapes, malleus and incus.

NAME: _____

MY EARS help ME

I can hear music.

I can hear TV and movies.

I can hear talking and singing.

I can hear dangerous things.

I can hear birds and animals.

I can hear thunder and lightning.

Read about and discuss the three tiny bones in mammal ears.

NEOCORTEX

NAME: _____

MAMMALS have a NEOCORTEX

The area of the brain that helps us think and talk.

Mammals have a neocortex. This part of our brain helps us so we can think and talk. Mammals are the only kind of animal to have a neocortex area in their brain.

NAME: _____

MY AMAZING NEOCORTEX

Sensory perceptions help you understand the world around you.

Memory is how you store information in your brain.

Motor Commands tells your body how to move.

Cognition is how you think about things in 3D and visualize objects in your brain.

Spatial reasoning helps you think about things in 3D and visualize objects in your brain.

Language is how you talk and communicate with others.

glue

What is a neocortex?

What MAMMALS EAT

NAME: _____

Herbivores only eat plants. **Omnivores** eat both plants and meat. **Carnivores** only eat meat.

NAME: _____

WHAT do MAMMALS EAT?

Carnivores eat _____

Herbivores eat _____

Omnivores eat _____

NAME: _____

EATING FOOD

These Foods come from plants.

These Foods come from animals.

Omnivores, carnivores and herbivores

MAMMALS around the world

Differentiated activities are available, plus writing response pages.

NAME: _____

WHERE do MAMMALS LIVE?

Antarptars live in _____

Kangaroos live in _____

Elephants live in _____

Zebraos live in _____

Sea lions live in _____

Bears live in _____

Whales live in _____

Plats live in _____

Mammals around the world



Mammal Characteristics

HABITATS

There are several worksheets titled 'HABITATS' for students to identify animals in different habitats. One worksheet shows a grid with animal cutouts to be placed in the correct habitat. Another worksheet shows a grid with animal cutouts to be placed in the correct habitat. A third worksheet shows a grid with animal cutouts to be placed in the correct habitat.

Mammals live in the **forest**.

Mammals live in the **ocean**.

Mammals live in the **jungle**.

Teach about the different kinds of habitats mammals can live in.

Endangered MAMMALS

There are several worksheets about endangered mammals. One worksheet asks students to write three reasons why some mammals are endangered. Another worksheet asks students to write why some mammals are endangered. A third worksheet asks students to write why some mammals are endangered. A fourth worksheet asks students to write why some mammals are endangered. A fifth worksheet asks students to write why some mammals are endangered.

Read, fill out a graphic organizer and write about why there are endangered mammals.

Hands-on activities to explore why some mammals are endangered.

Humans ARE MAMMALS

BABIES

Mammals and their BABIES

Horse	Foal
Dog	Puppy
Pig	Piglet
Cat	Kitten
Bear	Cub
Fox	Kit

How do parents take care of their babies?

Reading passage, matching puzzles, recording pages plus an extension writing activity with word bank.

YOU are a MAMMAL

I am a MAMMAL because I have...

Color the picture. Use your words to label the parts of the mammal. Cut out the mammal and glue next to the mouth.

Reading passages in color and BW, graphic organizer and craft.

COMPARE and CONTRAST

Compare and Contrast

Compare and Contrast

Compare and Contrast

Compare and Contrast

Sorting activity plus a recording page.

THANK YOU!

Thank you for your downloading this product!
I hope you love this resource as much as we do.

Please contact me if you have any questions at all
michala@keepingmykiddobusy.com

I am always happy to help.

Let's be friends! Click any of the buttons below.



TERMS OF USE

♥ All pages in this resource are © Keeping My Kiddo Busy, LLC 2020

♥ This license is for individual use only. If you wish to share with another teacher, please direct them to my [store](#). If an entire school or district intends to use this resource, please purchase the appropriate license.

♥ It is strictly forbidden by the DMCA to sell or share this resource on any website. If you are a teacher, you may upload and share this resource with your students on your password protected virtual classroom.

TpT Keeping My Kinders Busy
keepingmykiddobusy.com



Away with the Pixels

Graphics and font thanks to:

