

THANK YOU!

Thank you for your downloading this product!
I hope you love this resource as much as we do.

Please contact me if you have any questions at all
michala@keepingmykiddobusy.com

I am always happy to help.

Let's be friends! Click any of the buttons below.



TERMS OF USE

♥ All pages in this resource are © Keeping My Kiddo Busy, LLC 2022

♥ This license is for individual use only. If you wish to share with another teacher, please direct them to my [store](#). If an entire school or district intends to use this resource, please purchase the appropriate license.

♥ It is strictly forbidden by the DMCA to sell or share this resource on any website. If you are a teacher, you may upload and share this resource with your students on your password protected virtual classroom.

TpT Keeping My Kinders Busy
keepingmykiddobusy.com



Away with the Pixels

Graphics and font thanks to:





How To Use This Print & Teach Pack

It is so nice to have students on a schedule and routine, so they know what to expect each day. This print and teach pack does just that!

These monthly packs create a routine that is easy to follow and there is almost no prep for you.

So many standards are covered each day in a spiraling format, so students do not constantly ask you for help and directions. They recognize the activities and the format every day. Once a week (every five days) a new standard is introduced that they may need assistance with, but then this stays the same for the entire week.

This builds their confidence and helps them master skills and standards quickly.

Day 1

May

My **TASKS** Today

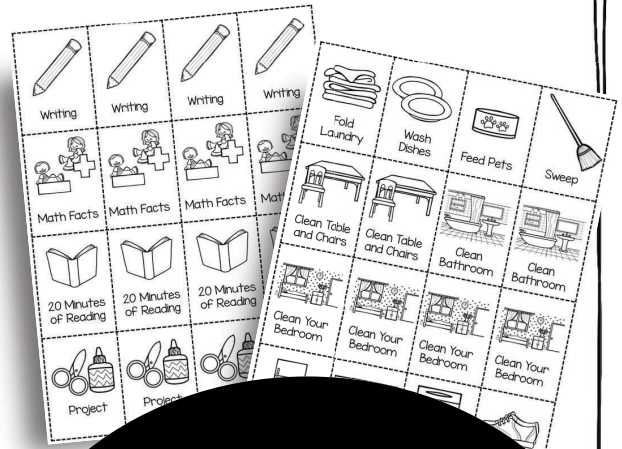
Color the star when you complete each task.
Let's work hard and learn a lot today!

★	★	★
<input type="checkbox"/>	<input type="checkbox"/>	<input type="checkbox"/>
★	★	★

20 days included for each month




Students color the star when they complete the assignment. They fill up their stars each day.



Both school and home activities are included. Cut out and glue which tasks you want your student to complete each day. You can also handwrite an activity in each box or simply leave them blank. This makes it easy to differentiate for students or if you homeschool.

Structured, standards based activities every single day! Teachers and students love this routine.



Day 1







May




My TASKS Today

Color the star when you complete each task.
Let's work hard and learn a lot today!




Cut out additional task cards and glue them on daily task pages.

You can differentiate for students, or if you're homeschooling you can also include household chores.



Students love to be able to see what assignments they must do each day, and they can color each star as they complete the task.



This makes it easy to keep your days structured.



Additional Task Cards - Kindergarten Review Pack [CLICK HERE](#)
These additional May themed activities can be used as daily tasks and are available for purchase separately.
The "My Tasks Today" page has three blank spots for optional, additional activities.
You can print these cards, cut them out and glue them to the My Tasks Today daily page. **TRY 3 PREERIES**

Day
1

May



My TASKS Today

Color the star when you complete each task.
Let's work hard and learn a lot today!

Primary Math
May Level 1 • Day 1

EXPANDED FORM Write the numbers in expanded form.
Handwritten: $127 = 100 + 20 + 7$

TELLING TIME Circle the right clock that tells the correct time.
Clocks showing 4:00 and 3:00.

BALANCE EQUATION Write the missing number to make the equation true. Write the answers on the scale.
 $5 + 1 = \square$ $10 - \square = 7$
 $6 + 3 = \square$ $10 - \square = 4$

GRAPHING AND DATA Count the pictures. Record the tally marks and color the correct animals.

TALLY

fox	
porcupine	
owl	
mongoose	

Red Blue

1 2 3 4 5 6 7 8 9 10 11 12 13 14 15 16 17 18 19 20



Language Arts
May Level 1 • Day 1

PHONICS Vowel Teams
r o n a s n

READING Rain, rain please go away. We can't wait to go out and play! We watched the rain fill up the pail. Then, the snail crawled up the pail.
Color all of the **a** words. What filled the pail? rain snail

WRITING Write 1-2 sentences using the picture word bank.
pail rain snail diary chain bread brain



My Daily Reading Journal
I read today for 20 minutes

Title of book: _____

Did you like the book?
Thumbs up/down

Author: _____

Illustrator: _____

Summary: _____


Plot Setting Characters

Day 1



Language Arts

May



Level 1 • Day 1

Phonics
Reading
Writing



Name: _____

VOWEL Teams

Vowel Teams **ai**



r



n



sn



l

R Controlled

or er ar



b



n



g



m



h



n

READING



Rain, rain please go away. We can't wait to go out and play! We watched the rain fill up the pail. Then, the snail crawled up the pail.



Color all of the **ai** words



What filled the pail?

rain

snail


WRITING

Write 1-2 sentences using the picture word bank.

pail



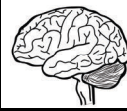
train



daisy chain




braid



brain

Primary Math

May



Level 1 • Day 1

Expanded form
Telling time
Equations
Graphing
& Data

Name: _____

EXPANDED FORM


Write the number in expanded form.



+ +
 hundreds tens ones

TELLING TIME

Circle the digital clock that tells the correct time.



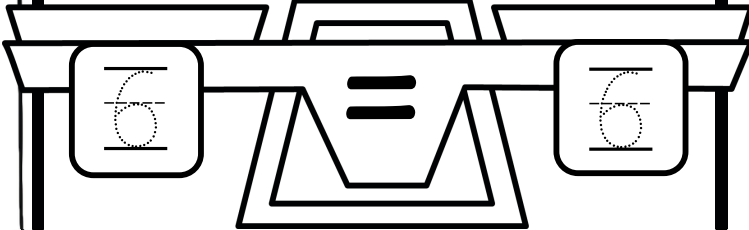
BALANCE the EQUATION

Write the missing number to make the equation true.

Write the answers on the scale.

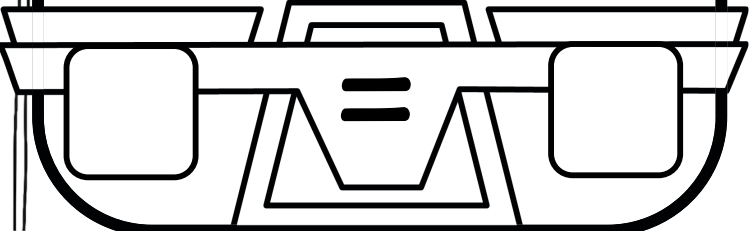
$5 + 1 = \square$

$10 - \square = 4$




$6 + 3 = \square$

$10 - \square = 4$



GRAPHING and DATA

Count the pictures. Record the tally marks and color the correct animals.



	TALLY	#
fox		
porcupine		
owl		
mouse		



0 1 2 3 4 5 6 7 8 9 10 11 12 13 14 15 16 17 18 19 20

I read today for 20 minutes

my Daily


Reading Journal

Title of book:

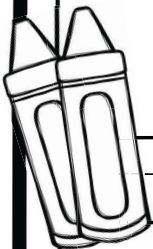
Did you like the book?

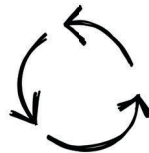


Author:



Illustrator:





Plot



Setting





Characters

Summary:

Day
1

Day
2

May



My TASKS Today

Color the star when you complete each task.
Let's work hard and learn a lot today!

Primary Math
May Level 1 • Day 2

Expanded Form: Write the number in expanded form. **56**

Telling Time: Circle the digital clock that tells the correct time. **7:00**

Balance Equation: Write the missing number to make the equation true. **4 + 4 = 10 -**

Graphing and Data: Count the pictures, record the tally marks, and color the correct bars.

Flamingo, Rooster, Parrot, Pelican, Yellow, Green

1 2 3 4 5 6 7 8 9 10 11 12 13 14 15 16 17 18 19 20



Language Arts
May Level 1 • Day 2

Phonics: Vowel Teams. **ai**

Reading: We are going on a sailboat today! The sail is big and white. We bring fishing poles, bait and a big pail. I hope it is sunny and doesn't rain!

Color all of the **a** words: **rad**, **white**

What color is the sail? **rad**, **white**

Writing: Write 1-2 sentences using the picture word bank.

word, sail, jill, tall, rain



My Daily Reading Journal
I read today for 20 minutes

Title of book: _____

Did you like the book? Yes No



Author: _____

Illustrator: _____

Summary: _____


Plot, Setting, Characters

Day 2



Language Arts

May



Level 1 • Day 2


Phonics
Reading
Writing

Name: _____

PHONICS

Vowel Teams **ai**






R

Controlled

or er ar



f _____ n



b _____ k



t _____ n

READING



We are going on a sailboat today!
The sail is big and white. We bring
fishing poles, bait and a big pail. I
hope it is sunny and doesn't rain!

Color all of the ai words

pink

What color is the sail?

red

white

WRITING

Write 1-2 sentences using the picture word bank.


snail



sail



jail




tail



rain

Primary Math

May



Level 1 • Day 2

Expanded form
Telling time
Equations
Graphing
& Data

Name: _____

EXPANDED FORM


Write the number in expanded form.



+ +
 hundreds tens ones

TELLING TIME

Circle the digital clock that tells the correct time.



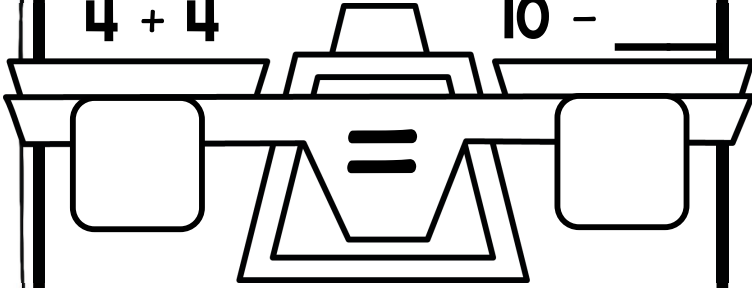
BALANCE the EQUATION

Write the missing number to make the equation true.

Write the answers on the scale.

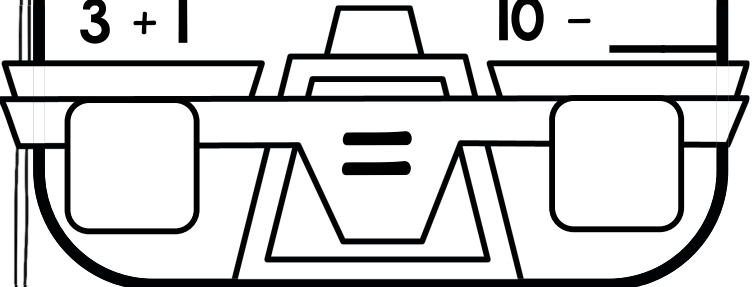
$4 + 4 = \square$

$10 - \square = \square$




$3 + 1 = \square$

$10 - \square = \square$



GRAPHING and DATA

Count the pictures. Record the tally marks and color the correct birds.



	TALLY	#
flamingo		
rooster		
parrot		
pelican		



0 1 2 3 4 5 6 7 8 9 10 11 12 13 14 15 16 17 18 19 20

my Daily



Reading Journal


Title of book:

Did you like the book?

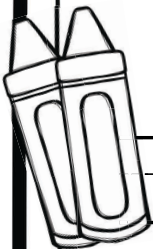


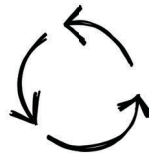
Large rounded rectangular box for drawing or writing.

Author:



Illustrator:





Plot



Setting




Characters

Summary:

Language Arts

May



Level 1 • Day 3

Phonics
Reading
Writing

Name: _____

PHONICS

Vowel Teams **ay**



d



pl

R

Controlled

ir ur ar



c _____ t




c _____ ls



d _____ t

READING



Want to come over and play today? We can teach my dog Kay how to sit and stay.

Kay is gray and she is a good dog.

Color all of the ay words

blue

What color is Kay?

gray

brown

WRITING

Write 1-2 sentences using the picture word bank.

pay



gray

play




stay

pray



Primary Math

May



Level 1 • Day 3

Expanded form
Telling time
Equations
Graphing
& Data

Name: _____

EXPANDED FORM


Write the number in expanded form.



			+			+	
hundreds				tens			ones

TELLING TIME

Circle the digital clock that tells the correct time.



the BALANCE EQUATION

Write the missing number to make the equation true.

Write the answers on the scale.

$1 + 3 = \square$


$10 - \square = 7$

$2 + 7 = \square$

$10 - \square = 3$

GRAPHING and DATA

Count the pictures. Record the tally marks and color the correct animals.




	TALLY	#
dragonfly		
beetle		
katydid		
butterfly		



0 1 2 3 4 5 6 7 8 9 10 11 12 13 14 15 16 17 18 19 20

my Daily



Reading Journal


Title of book:

Did you like the book?

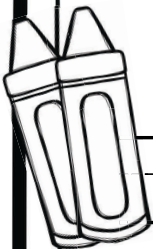


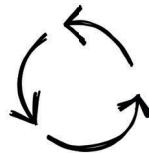
Large rounded rectangular box for drawing or writing.

Author:



Illustrator:





Plot



Setting





Characters

Summary:

Day 4

May



My TASKS Today

Color the star when you complete each task.
Let's work hard and learn a lot today!

Primary Math
May Level 1 • Day 4

Expanded Form: Write the number in expanded form. $189 = \square + \square + \square$

Telling Time: Circle the digital clock that tells the correct time. $6:00$ $4:00$

Balance Equation: Write the missing number to make the equation true. $1 + \square = 6$ $2 + 4 = \square$ $10 - \square = \square$

Counting Data: Count the pictures, record the tally marks, and color the correct animals.

Word Bank: rabbit, skunk, rat, bird, gorilla, sea, pool, blue



Language Arts
May Level 1 • Day 4

Phonics: Write the vowel teams. $b \square ch$ $ea \square se$

Reading: Let's go to the beach! I like to play in the sand and swim in the sea. We can eat treats and drink cream sodas. It will be fun!

Color all of the ea words: egg sea $pool$

Where can they swim? $sandcastle$ $palm tree$ $sand$ $play$ $swim$



My Daily Reading Journal
I read today for 20 minutes

Title of book: _____

Did you like the book? Yes No

Author: _____

Illustrator: _____

Summary: _____


Plot Setting Character

Day 4



Language Arts

May



Level 1 • Day 4

Phonics
Reading
Writing

Name: _____

PHONICS

Vowel Teams **ea**

b ch _____

sel _____

R Controlled

or er ar

 cl _____ k

 c _____ d

 n _____ th

READING



Let's go to the beach! I like to play in the sand and swim in the sea. We can eat treats and drink cream sodas. It will be fun!

Color all of the ea words



Where can they swim?

sea

pool


WRITING

Write 1-2 sentences using the picture word bank.



Primary Math

May



Level 1 • Day 4

Expanded form
Telling time
Equations
Graphing
& Data

Name: _____

EXPANDED FORM


Write the number in expanded form.



+ +
 hundreds tens ones

TELLING TIME

Circle the digital clock that tells the correct time.



BALANCE the EQUATION

Write the missing number to make the equation true.

Write the answers on the scale.

$1 + 6 = \square$


$10 - \square = 6$

$2 + 4 = \square$

$10 - \square = 7$

GRAPHING and DATA

Count the picture. Record the tally marks and color the correct animals.



	TALLY	#
gorilla		
rabbit		
skunk		
rat		



0 1 2 3 4 5 6 7 8 9 10 11 12 13 14 15 16 17 18 19 20

my Daily



Reading Journal


Title of book:

Did you like the book?

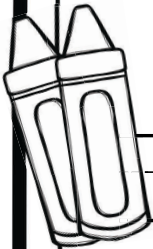


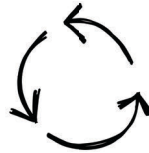
Large rounded rectangular box for drawing or writing.

Author:



Illustrator:






Plot



Setting





Characters

Summary:

Day 5

May



My TASKS Today

Color the star when you complete each task.
Let's work hard and learn a lot today!

Primary Math
May Level 1 • Day 5

Expanded Form: Write the number in expanded form. $19 = \square + \square + \square$

Selling Time: Circle the sign that tells the correct time. $1:00$ $2:00$

Balance Equation: Write the missing number to make the equation true. $1 + \square = 10 - \square$

Counting Data: Count the pictures and color the correct insects.

Cricket, spider, bee

7 + 2 = 10 - =

1 2 3 4 5 6 7 8 9 10 11 12 13 14 15 16 17 18 19 20



Language Arts
May Level 1 • Day 5

Phonics Reading Writing

Vowel Teams: ee gr n

READING: I got to meet the queen! The queen has green socks on her feet. Do you see her green dress? The queen is so sweet!

Color all of the ee words. What color are her socks? blue green

WRITING: Write 1-2 sentences using the picture word bank.

see sweet sheep three feet



My Daily Reading Journal
I read today for 20 minutes

Title of book: _____

Did you like the book? thumbs up thumbs down



Author: _____

Illustrator: _____

Summary: _____


Plot Setting Characters

Day 5



Language Arts

May



Level 1 • Day 5

Phonics
Reading
Writing

Name: _____

PHONICS

Vowel Teams **ee**



b

--	--



gr

--	--

n

R

Controlled

or ur ir



b

--	--

d



th

--	--

n




h

--	--

t

READING



I got to meet the queen! The queen has green socks on her feet. Do you see her green dress? The queen is so sweet!

Color all of the ee words



What color are her socks?

blue

green

WRITING

Write 1-2 sentences using the picture word bank.

see



sweet



sheep




three



feet

Primary Math

May



Level 1 • Day 5

Expanded form
Telling time
Equations
Graphing
& Data

Name: _____

EXPANDED FORM


Write the number in expanded form.



			+			+	
hundreds				tens			ones

TELLING TIME

Circle the digital clock that tells the correct time.



BALANCE the EQUATION

Write the missing number to make the equation true.

Write the answers on the scale.

$1 + 1 = \square$

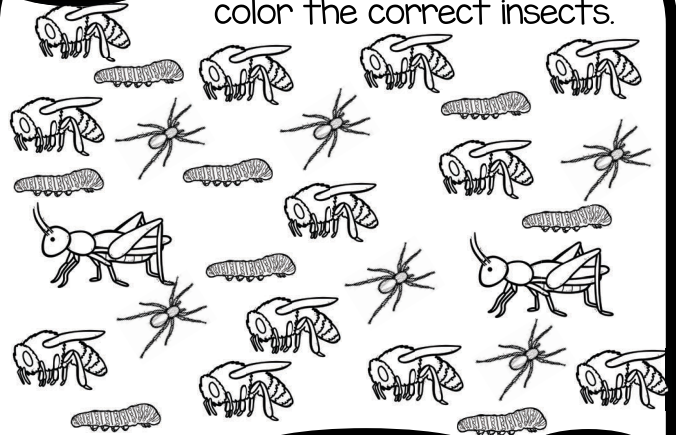
$10 - \square = \square$

$7 + 2 = \square$

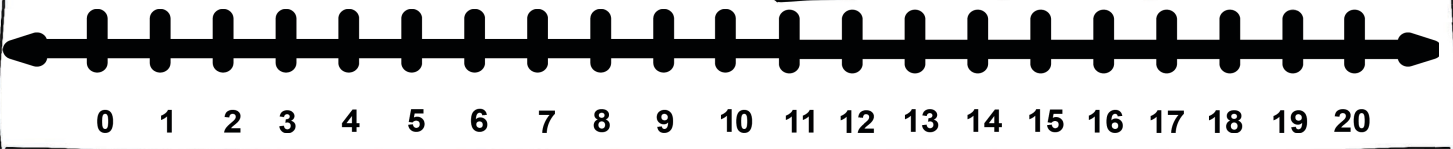
$10 - \square = \square$

GRAPHING and DATA


Count the pictures. Record the tally marks and color the correct insects.



	TALLY	#
caterpillar		
cricket		
spider		
bee		



my Daily



Reading Journal

Title of book:

Did you like the book?

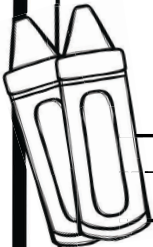


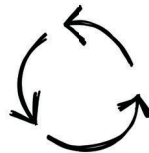
Large rounded rectangular box for drawing or writing.

Author:



Illustrator:





Plot



Setting



Characters

Summary:
