

# THANK YOU!

Thank you for your downloading this product!  
I hope you love this resource as much as we do.

Please contact me if you have any questions at all  
[michala@keepingmykiddobusy.com](mailto:michala@keepingmykiddobusy.com)

*I am always happy to help.*

Let's be friends! Click any of the buttons below.



# TERMS OF USE

♥ All pages in this resource are © Keeping My Kiddo Busy, LLC 2020

♥ This license is for individual use only. If you wish to share with another teacher, please direct them to my [store](#). If an entire school or district intends to use this resource, please purchase the appropriate license.

♥ It is strictly forbidden by the DMCA to sell or share this resource on any website. If you are a teacher, you may upload and share this resource with your students on your password protected virtual classroom.

[Away With The Pixels](#)

**TpT Keeping My Kinders Busy**  
[keepingmykiddobusy.com](http://keepingmykiddobusy.com)


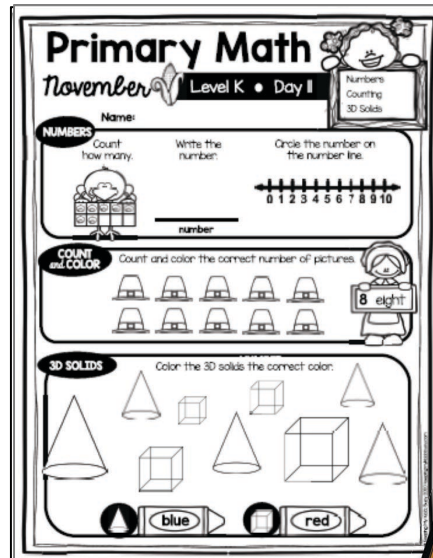
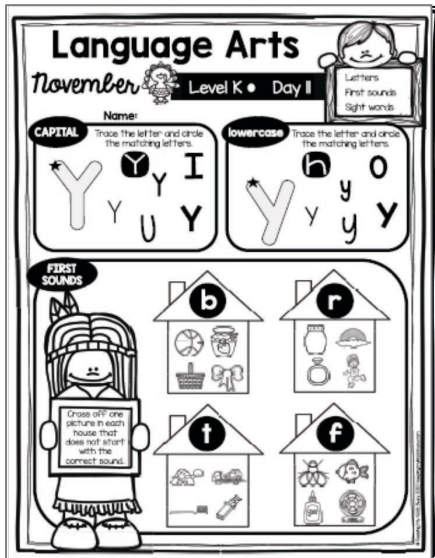


Graphics and font thanks to:



# How To Use This Print & Teach Pack

To use for morning work, bell ringers, daily warm up or review, simply print the activities (front to back or individually).




Daily Language Arts

Daily Math

Classroom ✨ Homeschool ✨ Virtual Teaching

**Give**  
Thanks



Daily Warm Ups / Review




Bell Ringers



Small group instruction




Homework



Continued...

# Print & Teach Pack



**NEW UPDATE!**

I now offer the option to have an assignment checklist on one page! This will save you paper if you do not wish to print the My Tasks Today cover page and reading journals.

This makes creating distance learning, classroom review or homeschooling packets a breeze!

Just print the math and language arts activity pages front to back.




It is so nice to have students on a schedule and routine so they know what to expect each day. This print and teach pack does just that!

These monthly packs create a routine that is easy to follow and there is almost no prep for you.

This work packet is set up to cover skills in a repetitive format. This way, children can be independent most of the time and do not constantly ask you for help and directions.

They recognize the activities and the format every day. Once a week (every five days or so) a new standard is introduced that they may need assistance with, but then this stays the same for many days in a row.

This builds their confidence and helps them master skills and standards quickly.




# November Daily Review

Color the star when you complete your daily assignments.


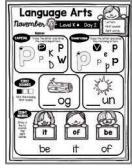
My Name: \_\_\_\_\_

Day 1




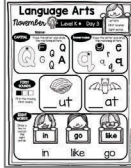
Read for 20 minutes

Day 2




Read for 20 minutes

Day 3




Read for 20 minutes

Day 4




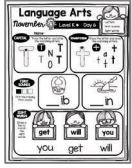
Read for 20 minutes

Day 5




Read for 20 minutes

Day 6




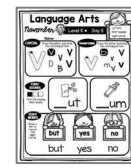
Read for 20 minutes

Day 7




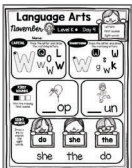
Read for 20 minutes

Day 8




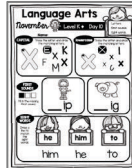
Read for 20 minutes

Day 9




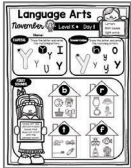
Read for 20 minutes

Day 10



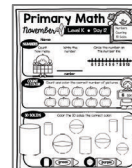
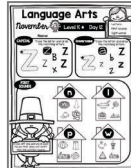
Read for 20 minutes

Day 11




Read for 20 minutes

Day 12




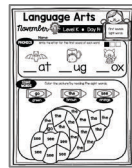
Read for 20 minutes

Day 13




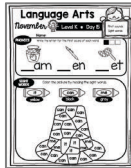
Read for 20 minutes

Day 14



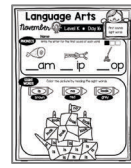
Read for 20 minutes

Day 15




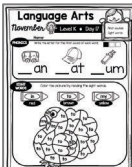
Read for 20 minutes

Day 16



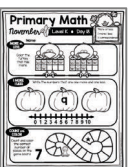

Read for 20 minutes

Day 17




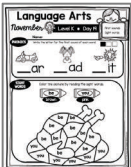
Read for 20 minutes

Day 18





Read for 20 minutes

Day 19



Read for 20 minutes

Day 20



Read for 20 minutes

# Language Arts

November



Level K • Day 1

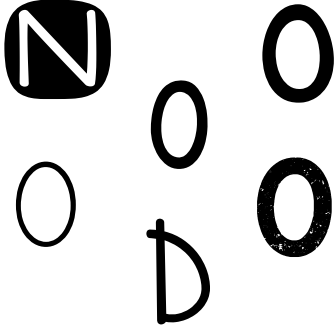



Letters  
First sounds  
Sight words

Name: \_\_\_\_\_



## CAPITAL

Trace the letter and circle the matching letters.




## lowercase

Trace the letter and circle the matching letters.




## FIRST SOUNDS



Fill in the missing first sound.





\_\_\_ an



\_\_\_ og

## SIGHT WORDS

Draw a line to match the sight words.



my

see


can

# Primary Math

November



Level K • Day 1



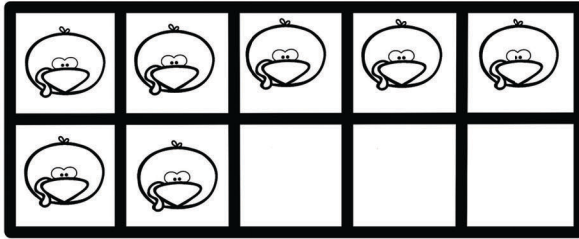
Numbers  
Number lines  
Ten frames

Name: \_\_\_\_\_

## TEN FRAMES


Count how many turkeys.

Write the number.

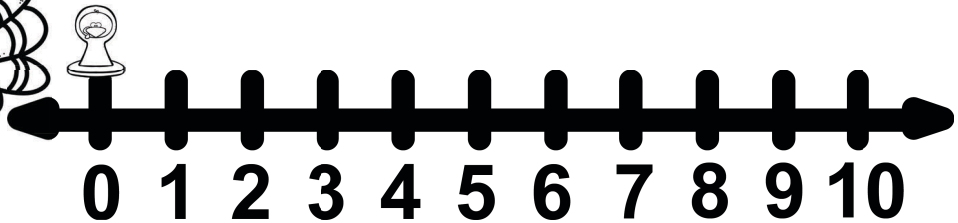


\_\_\_\_\_

## NUMBER LINE

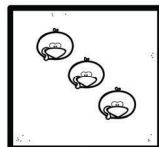
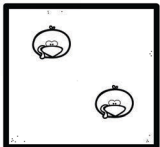
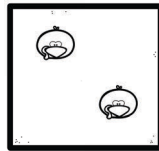
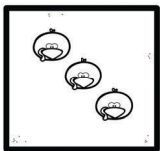


Hop up to the correct number on the number line.




## MATCHING

Draw a line to match the turkey dice that are the same.



## NUMBER WORDS

Trace the number word. Then spell it on your own and color the turkey number.



\_\_\_\_\_  
six



# Language Arts

November



Level K • Day 2




Letters  
First sounds  
Sight words

Name: \_\_\_\_\_


## CAPITAL

Trace the letter and circle the matching letters.




## lowercase


Trace the letter and circle the matching letters.




## FIRST SOUNDS



Fill in the missing first sound.





\_\_ og



\_\_ un

## SIGHT WORDS

Draw a line to match the sight words.



be

it


of

# Primary Math

November



Level K • Day 2



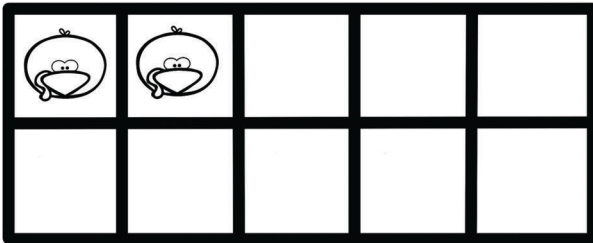
Numbers  
Number lines  
Ten frames

Name: \_\_\_\_\_

## TEN FRAMES


Count how many turkeys.

Write the number.

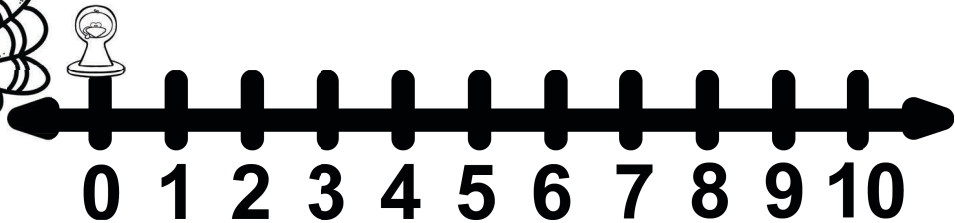


\_\_\_\_\_

## NUMBER LINE

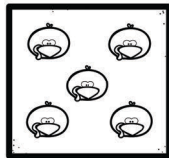
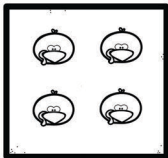
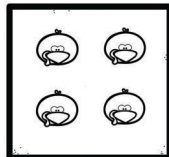
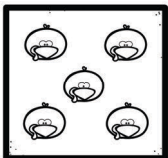


Hop up to the correct number on the number line.



## MATCHING


Draw a line to match the turkey dice that are the same.



## NUMBER WORDS

Trace the number word. Then spell it on your own and color the turkey number.

four






# Primary Math

November



Level K • Day 3



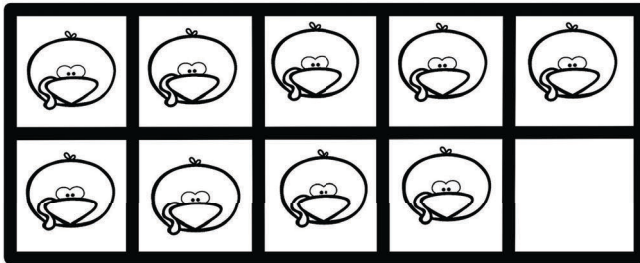
Numbers  
Number lines  
Ten frames

Name: \_\_\_\_\_

## TEN FRAMES


Count how many turkeys.

Write the number.

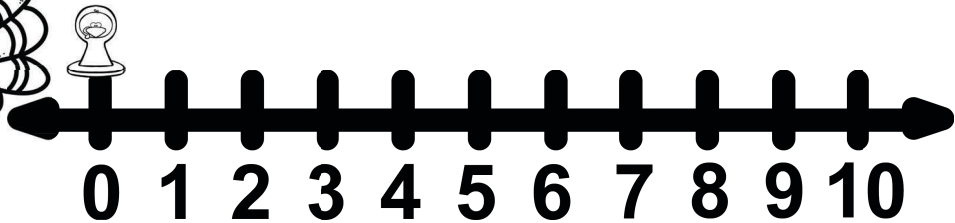


\_\_\_\_\_

## NUMBER LINE

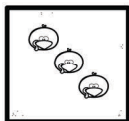
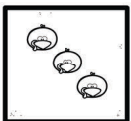
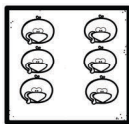
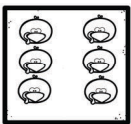


Hop up to the correct number on the number line.




## MATCHING

Draw a line to match the turkey dice that are the same.

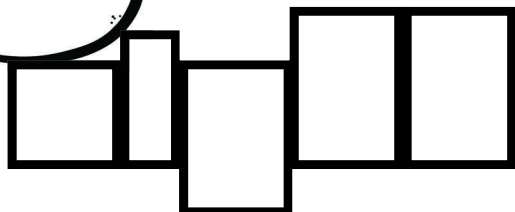


## NUMBER WORDS

Trace the number word. Then spell it on your own and color the turkey number.



eight




# Language Arts

November




Level K • Day 3



Name: \_\_\_\_\_


## CAPITAL

Trace the letter and circle the matching letters.




## lowercase


Trace the letter and circle the matching letters.




## FIRST SOUNDS



Fill in the missing first sound.




\_\_ ut



\_\_ at

## SIGHT WORDS

Draw a line to match the sight words.



in

like

go

# Language Arts

November



Level K • Day 4




Letters  
First sounds  
Sight words

Name: \_\_\_\_\_

## CAPITAL

Trace the letter and circle the matching letters.




## lowercase

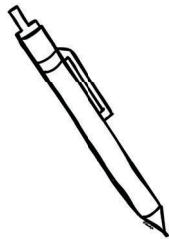
Trace the letter and circle the matching letters.



## FIRST SOUNDS



Fill in the missing first sound.





en



am

## SIGHT WORDS

Draw a line to match the sight words.



we

for


am

# Primary Math

November



Level K • Day 4



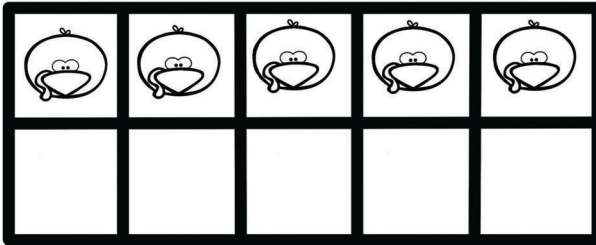
Numbers  
Number lines  
Ten frames

Name: \_\_\_\_\_

## TEN FRAMES


Count how many turkeys.

Write the number.

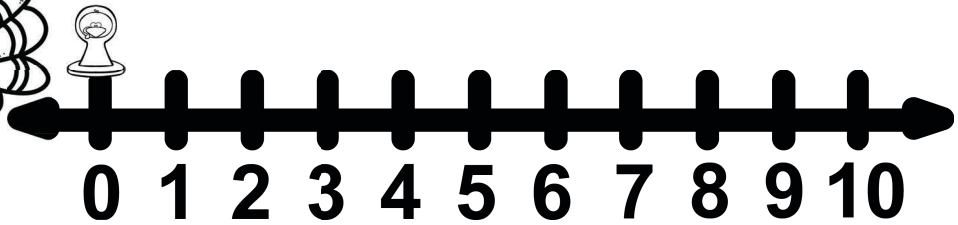


\_\_\_\_\_

## NUMBER LINE

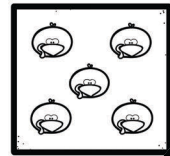
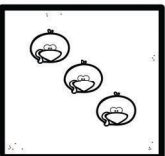

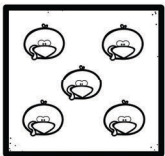


Hop up to the correct number on the number line.



## MATCHING

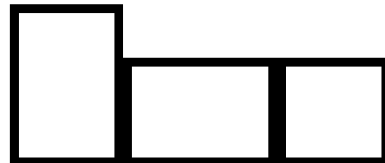
Draw a line to match the turkey dice that are the same.



## NUMBER WORDS

Trace the number word. Then spell it on your own and color the turkey number.

two



# Language Arts

November



Level K • Day 5



Letters  
First sounds  
Sight words

Name: \_\_\_\_\_

## CAPITAL

Trace the letter and circle the matching letters.




## lowercase


Trace the letter and circle the matching letters.




## FIRST SOUNDS



Fill in the missing first sound.





\_\_ id



\_\_ ip

## SIGHT WORDS

Draw a line to match the sight words.



my

look


has

# Primary Math

November



Level K • Day 5



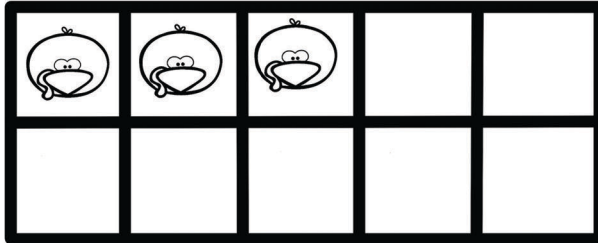
Numbers  
Number lines  
Ten frames

Name: \_\_\_\_\_

## TEN FRAMES


Count how many turkeys.

Write the number.

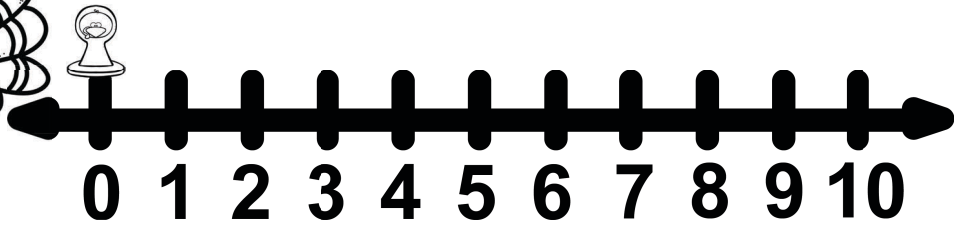


\_\_\_\_\_

## NUMBER LINE

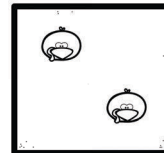
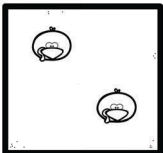


Hop up to the correct number on the number line.




## MATCHING

Draw a line to match the turkey dice that are the same.



## NUMBER WORDS

Trace the number word. Then spell it on your own and color the turkey number.



# How To Use This Print & Teach Pack


It is so nice to have students on a schedule and routine so they know what to expect each day. This print and teach pack does just that!

These monthly packs create a routine that is easy to follow and there is almost no prep for you.

This work packet is set up to cover skills in a repetitive format. This way, children can be independent most of the time and do not constantly ask you for help and directions.

They recognize the activities and the format every day. Once a week (every five days or so) a new standard is introduced that they may need assistance with, but then this stays the same for many days in a row.

This builds their confidence and helps them master skills and standards quickly.



Students color the star when they complete the assignment. They fill up their stars each day.

What about the empty boxes? Cut out and glue which additional tasks you want your student to complete each day. You can also handwrite an activity in each box or simply leave them blank. This makes it easy to differentiate for students or if you homeschool. Both school and home activities are included



This is our November pack for kindergarten.

The goal is to teach basic skills while building their confidence.

We start the year very simple with basic letter and number skills. Each month, the packs increase in difficulty as their skills progress.

Day  
1

# November

## My TASKS Today

Color the star when you complete each task.  
Let's work hard and learn a lot today!

**Language Arts**  
November Level K • Day 1

Name: \_\_\_\_\_ Letters First sounds Sight words

**CAPITAL** Trace the letter and circle the matching letters.  
N N O W D O

**lowercase** Trace the letter and circle the matching letters.  
e d n y n

**FIRST SOUNDS**  
Fill in the missing first sound.  
\_ an \_ og

**SIGHT WORDS**  
Draw a line to match the sight words.  
see my can  
my see can



**Primary Math**  
November Level K • Day 1

Name: \_\_\_\_\_ Numbers Number lines Ten Frames

**TEN FRAMES**  
Count how many turkeys. Write the number:  
\_\_\_\_\_

**NUMBER LINE**  
Hop up to the correct number on the number line.  
5 0 1 2 3 4 5 6 7 8 9 10

**MATCHING** Draw a line to match the turkey dice that are the same.

**NUMBER WORDS** Trace the number word. Then spell it on your own and color the turkey number.



**my Daily Journal**  
I read today for 20 minutes



This is how I write my name: \_\_\_\_\_

Title of the book I read today: \_\_\_\_\_

Draw a picture of the book you read today.

Draw a picture of how you were helpful today.

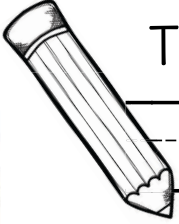
Day 1





I read today for 20 minutes

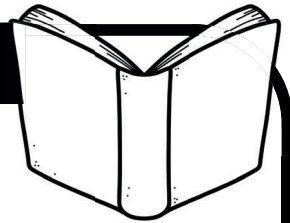
# my Daily Journal




This is how I write my name:

Title of the book I read today:

Draw a picture of the book you read today.



Draw a picture of how you were helpful today.



Day  
1

Day  
2

# November

## My TASKS Today

Color the star when you complete each task.  
Let's work hard and learn a lot today!

**Language Arts**  
November Level K • Day 2

**CAPITAL** Trace the letter and color the matching letters.  
P p K k W w

**LOWERCASE** Trace the letter and color the matching letters.  
p e p

**FIRST SOUNDS**  
og un

**SHORT WORDS** Show a line to match the words.  
it of be

**Primary Math**  
November Level K • Day 2

**TEN FRAMES** Count how many turkeys. Write the number.  
[ ] [ ] [ ] [ ] [ ] [ ] [ ] [ ]

**NUMBER LINE** Hop up to the correct number on the number line.  
3 0 1 2 3 4 5 6 7 8 9 10

**MATCHING** Draw a line to match the turkey dice that are the same.

**NUMBER WORDS** Trace the number word. Then spell it on your own and color the turkey number.  
four 4

**my Daily Journal** I read today for 20 minutes



This is how I write my name \_\_\_\_\_

Title of the book I read today \_\_\_\_\_

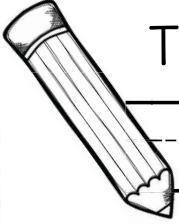
Draw a picture of the book you read today.

Draw a picture of how you were helpful today.

Day 2



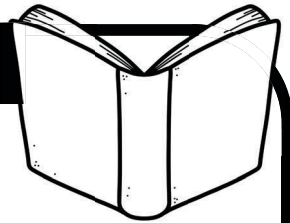
# my Daily Journal




This is how I write my name:

Title of the book I read today:

Draw a picture of the book you read today.



Draw a picture of how you were helpful today.



Day  
2


Day  
3


# November


## My TASKS Today


Color the star when you complete each task.  
Let's work hard and learn a lot today!

**Primary Math**  
November Level K • Day 3

**TEN FRAMES** Name: \_\_\_\_\_  
Count how many turkeys. Write the number.  
 \_\_\_\_\_


**NUMBER LINE**  
Hop up to the correct number on the number line.  
 0 1 2 3 4 5 6 7 8 9 10


**MATCHING** Draw a line to match the turkey size that are the same.  



**NUMBER WORDS** Trace the number word. Then spell it on your own and color the turkey number.  





**Language Arts**  
November Level K • Day 3

**CAPITAL** Trace the letter and circle the matching letters.  


**lowercase** Trace the letter and circle the matching letters.  


**FIRST SOUNDS** Fill in the missing first sound.  



**SIGHT WORDS** Draw a line to match the sight words.  





**my Daily Journal** I read today for 20 minutes



This is how I write my name \_\_\_\_\_

Title of the book I read today \_\_\_\_\_

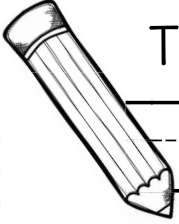
Draw a picture of the book you read today. 

Draw a picture of how you were helpful today. 

Day 3



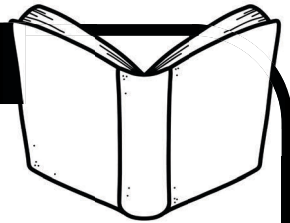
# my Daily Journal




This is how I write my name:

Title of the book I read today:

Draw a picture of the book you read today.



Draw a picture of how you were helpful today.



Day  
3

Day  
4

# November

## My TASKS Today

Color the star when you complete each task.  
Let's work hard and learn a lot today!

**Language Arts**  
November Level K • Day 4

Name: \_\_\_\_\_

**CAPITAL** Trace the letter and circle the matching letters.  
R E R R  
R Z R

**lowercase** Trace the letter and circle the matching letters.  
r r r  
r s r

**FIRST SOUNDS**  
Fill in the missing first sound.  
\_ en    \_ am

**SIGHT WORDS**  
Draw a line to match the sight words.  
am for we  
we for am



**Primary Math**  
November Level K • Day 4

Name: \_\_\_\_\_

**TEN FRAMES** Count how many turkeys. Write the number.  
[ ] [ ] [ ] [ ] [ ] [ ] [ ] [ ] [ ] [ ]

**NUMBER LINE** Hop up to the correct number on the number line.  
9 0 1 2 3 4 5 6 7 8 9 10

**MATCHING** Draw a line to match the turkey dice that are the same.

**NUMBER WORDS** Trace the number word. Then spell it on your own and color the turkey number.



I read today for 20 minutes

**My Daily Journal**

This is how I write my name \_\_\_\_\_

Title of the book I read today \_\_\_\_\_

Draw a picture of the book you read today.

Draw a picture of how you were helpful today.

Day 4



Blank rectangular box for drawing or writing.



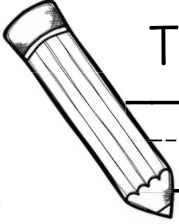
Blank rectangular box for drawing or writing.



Blank rectangular box for drawing or writing.



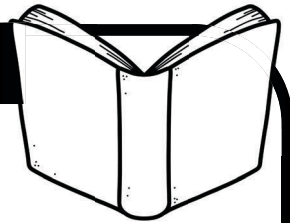
# my Daily Journal




This is how I write my name:

Title of the book I read today:

Draw a picture of the book you read today.



Draw a picture of how you were helpful today.



Day  
5

# November

## My TASKS Today

Color the star when you complete each task.  
Let's work hard and learn a lot today!

**Language Arts**  
November Level K • Day 5

Name: \_\_\_\_\_

**CAPITAL** Trace the letter and circle the matching letters.  
S K M S

**lowercase** Trace the letter and circle the matching letters.  
W r S s i

**FIRST SOUNDS** Fill in the missing first sound.  
\_ id    \_ ip

**SIGHT WORDS** Draw a line to match the sight words.  
has my look

my look has



**Primary Math**  
November Level K • Day 5

Name: \_\_\_\_\_

**TEN FRAMES** Count how many turkeys. Write the number.  
[ ] [ ] [ ] [ ] [ ] [ ] [ ] [ ] [ ] [ ]

**NUMBER LINE** Hop up to the correct number on the number line.  
2 0 1 2 3 4 5 6 7 8 9 10

**MATCHING** Draw a line to match the turkey dice that are the same.

**NUMBER WORDS** Trace the number word. Then spell it on your own and color the turkey number.  
seven 7



**My Daily Journal**  
I read today for 20 minutes.

This is how I write my name: \_\_\_\_\_

Title of the book I read today: \_\_\_\_\_

Draw a picture of the book you read today.

Draw a picture of how you were helpful today.

Day 5



Blank space for drawing or writing.



Blank space for drawing or writing.

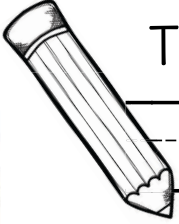


Blank space for drawing or writing.





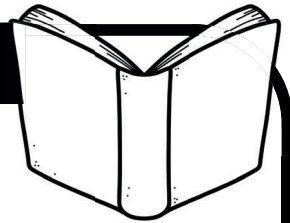
# my Daily Journal




This is how I write my name:

Title of the book I read today:

Draw a picture of the book you read today.



Draw a picture of how you were helpful today.



Day  
5