

# THANK YOU!

Thank you for your downloading this product!  
I hope you love this resource as much as we do.

Please contact me if you have any questions at all  
[michala@keepingmykiddobusy.com](mailto:michala@keepingmykiddobusy.com)

*I am always happy to help.*

Let's be friends! Click any of the buttons below.



# TERMS OF USE

♥ All pages in this resource are © Keeping My Kiddo Busy, LLC 2020

♥ This license is for individual use only. If you wish to share with another teacher, please direct them to my [store](#). If an entire school or district intends to use this resource, please purchase the appropriate license.

♥ It is strictly forbidden by the DMCA to sell or share this resource on any website. If you are a teacher, you may upload and share this resource with your students on your password protected virtual classroom.


**TpT Keeping My Kinders Busy**  
**[keepingmykiddobusy.com](http://keepingmykiddobusy.com)**



Away with the Pixels

Graphics and font thanks to:







# November Daily Review

Color the star when you complete your daily assignments.



My Name: \_\_\_\_\_

Day 1




Read for 20 minutes

Day 2




Read for 20 minutes

Day 3





Read for 20 minutes

Day 4





Read for 20 minutes

Day 5



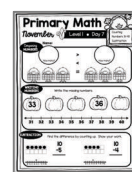

Read for 20 minutes

Day 6





Read for 20 minutes

Day 7





Read for 20 minutes

Day 8




Read for 20 minutes

Day 9




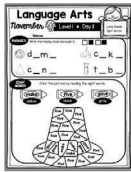
Read for 20 minutes

Day 10




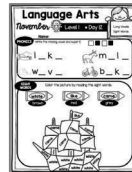
Read for 20 minutes

Day 11





Read for 20 minutes

Day 12




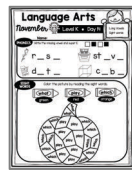
Read for 20 minutes

Day 13




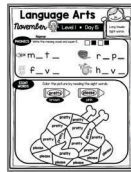
Read for 20 minutes

Day 14




Read for 20 minutes

Day 15




Read for 20 minutes

Day 16




Read for 20 minutes

Day 17





Read for 20 minutes

Day 18





Read for 20 minutes

Day 19



Read for 20 minutes


Day 20



Read for 20 minutes

# Language Arts

November



Level 1 • Day 1



Name: \_\_\_\_\_

## WORD FAMILIES

Write two words that belong in each word family.

Two sets of handwriting lines (top, dashed middle, bottom) with a large number '2' on the left. Below the lines is a box containing a cat's face and a box containing the text '-at'.

Two sets of handwriting lines (top, dashed middle, bottom) with a large number '2' on the left. Below the lines is a box containing a fan and a box containing the text '-an'.

Two sets of handwriting lines (top, dashed middle, bottom) with a large number '2' on the left. Below the lines is a box containing the text '-ut' and a box containing an illustration of a hut.

Two sets of handwriting lines (top, dashed middle, bottom) with a large number '2' on the left. Below the lines is a box containing the text '-ed' and a box containing an illustration of a bed.

## WRITING

Use the picture word bank to help you write a complete sentence.

\_\_\_\_\_

\_\_\_\_\_

\_\_\_\_\_



corn

dinner



turkey

pumpkin




# Primary Math

November



Level 1 • Day 1




Counting  
Numbers 21-30  
Subtraction

Name: \_\_\_\_\_

## COUNTING

Count and color the correct number.



43

33

40


## WRITING NUMBERS

Write the missing numbers.



## SUBTRACTION

Use the ten frame or number line to help you subtract.

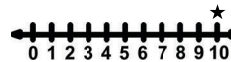


$$\begin{array}{r} 10 \\ -8 \\ \hline \end{array}$$

$$\begin{array}{r} 10 \\ -2 \\ \hline \end{array}$$


$$\begin{array}{r} 10 \\ -4 \\ \hline \end{array}$$

$$\begin{array}{r} 10 \\ -7 \\ \hline \end{array}$$



# Language Arts

November



Level 1 • Day 2



Name: \_\_\_\_\_

## WORD FAMILIES

Write two words that belong in each word family.

Word family: **-ot**

Handwriting practice area with a large number 2 and three sets of lines (top, middle dashed, bottom).

Word family: **-it**

Handwriting practice area with a large number 2 and three sets of lines (top, middle dashed, bottom).

Word family: **-ug**

Handwriting practice area with a large number 2 and three sets of lines (top, middle dashed, bottom).

Word family: **-eg**

Handwriting practice area with a large number 2 and three sets of lines (top, middle dashed, bottom).

## WRITING

Use the picture word bank to help you write a complete sentence.

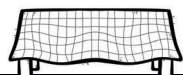
\_\_\_\_\_

\_\_\_\_\_

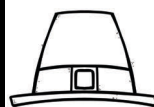
\_\_\_\_\_



cabin



table



hat




oven

# Primary Math

November




Level 1 • Day 2



Name: \_\_\_\_\_

## COUNTING

Count and color the correct number.



43

46

47


## WRITING NUMBERS

Write the missing numbers.



## SUBTRACTION

Use the ten frame or number line to help you subtract.

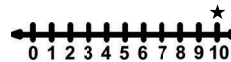


$$\begin{array}{r} 10 \\ -5 \\ \hline \end{array}$$

$$\begin{array}{r} 10 \\ -1 \\ \hline \end{array}$$


$$\begin{array}{r} 10 \\ -9 \\ \hline \end{array}$$

$$\begin{array}{r} 10 \\ -6 \\ \hline \end{array}$$




# Language Arts

November



Level 1 • Day 3



Name: \_\_\_\_\_

## WORD FAMILIES

Write two words that belong in each word family.

Handwriting practice lines for the -og word family.

-og



Handwriting practice lines for the -it word family.

-it




Handwriting practice lines for the -ot word family.

-ot



Handwriting practice lines for the -ip word family.

-ip



## WRITING

Use the picture word bank to help you write a complete sentence.

Handwriting lines for writing a complete sentence.



hug



dinner



family




mom

# Primary Math

November



Level 1 • Day 3




Counting  
Numbers 21-30  
Subtraction

Name: \_\_\_\_\_

## COUNTING

Count and color the correct number.



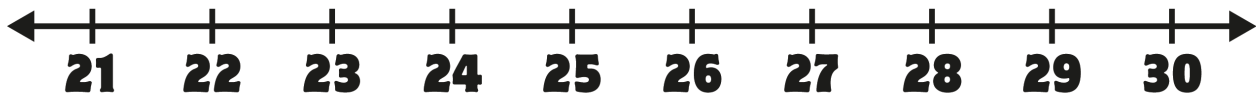
50

60

70


## WRITING NUMBERS

Write the missing numbers.



## SUBTRACTION

Use the ten frame or number line to help you subtract.

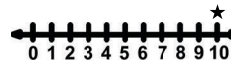


$$\begin{array}{r} 10 \\ -10 \\ \hline \end{array}$$

$$\begin{array}{r} 10 \\ -3 \\ \hline \end{array}$$

$$\begin{array}{r} 10 \\ -8 \\ \hline \end{array}$$


$$\begin{array}{r} 10 \\ -5 \\ \hline \end{array}$$





# Language Arts

November



Level 1 • Day 4



Name: \_\_\_\_\_

## WORD FAMILIES

Write two words that belong in each word family.

Word family: **-ig**

Handwriting lines with a dotted number 2 for tracing.

Word family: **-ar**

Handwriting lines with a dotted number 2 for tracing.

Word family: **-am**

Handwriting lines with a dotted number 2 for tracing.

Word family: **-et**

Handwriting lines with a dotted number 2 for tracing.

## WRITING

Use the picture word bank to help you write a complete sentence.

\_\_\_\_\_

\_\_\_\_\_

\_\_\_\_\_




sugar

pie



eggs



bowl




# Primary Math

November



Level 1 • Day 4




Counting  
Numbers 21-30  
Subtraction

Name: \_\_\_\_\_

## COUNTING

Count and color the correct number.



31

38

28


## WRITING NUMBERS

Write the missing numbers.



## SUBTRACTION

Use the ten frame or number line to help you subtract.

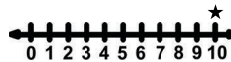


$$\begin{array}{r} 10 \\ -2 \\ \hline \end{array}$$

$$\begin{array}{r} 10 \\ -1 \\ \hline \end{array}$$


$$\begin{array}{r} 10 \\ -4 \\ \hline \end{array}$$

$$\begin{array}{r} 10 \\ -8 \\ \hline \end{array}$$



# Language Arts

November



Level 1 • Day 5



Name: \_\_\_\_\_

## WORD FAMILIES

Write two words that belong in each word family.

ap

at

en

ix

## WRITING

Use the picture word bank to help you write a complete sentence.

\_\_\_\_\_

\_\_\_\_\_

\_\_\_\_\_



leaf

mushroom



stick



log




# Primary Math

November



Level 1 • Day 5




Counting  
Numbers 21-30  
Subtraction

Name: \_\_\_\_\_

## COUNTING

Count and color the correct number.



57

55

52


## WRITING NUMBERS

Write the missing numbers.



## SUBTRACTION

Use the ten frame or number line to help you subtract.

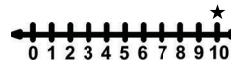


$$\begin{array}{r} 10 \\ -9 \\ \hline \end{array}$$

$$\begin{array}{r} 10 \\ -2 \\ \hline \end{array}$$

$$\begin{array}{r} 10 \\ -4 \\ \hline \end{array}$$

$$\begin{array}{r} 10 \\ -10 \\ \hline \end{array}$$



**STANDARDS BASED** and **ENGAGING**  
for the entire school year!

Did you love the free week?

**CLICK HERE**

to purchase the  
entire month.



© Keeping My Kiddo Busy 2020 keepingmykiddobusy.com

**SAVE BIG**

*With the year long*

**BUNDLE**

**CLICK HERE**

A grid of 12 monthly 'No Prep Print and Teach' packs for 1st grade, arranged in a 4x3 grid. Each pack features a different child and seasonal theme. The packs are: September (top row), October, November, December (second row), January, February, March (third row), and April, May, Summer (bottom row). A large '1st grade' label is on the left, and a large 'BUNDLE' label is on the right. The text 'Print and Teach' is written in a colorful font at the bottom right of the grid.