

THANK YOU!

Thank you for your downloading this product!
I hope you love this resource as much as we do.

Please contact me if you have any questions at all
michala@keepingmykiddobusy.com

I am always happy to help.

Let's be friends! Click any of the buttons below.



TERMS OF USE

♥ All pages in this resource are © Keeping My Kiddo Busy, LLC 2022

♥ This license is for individual use only. If you wish to share with another teacher, please direct them to my [store](#). If an entire school or district intends to use this resource, please purchase the appropriate license.

♥ It is strictly forbidden by the DMCA to sell or share this resource on any website. If you are a teacher, you may upload and share this resource with your students on your password protected virtual classroom.



TpT Keeping My Kinders Busy
keepingmykiddobusy.com




Away with the Pixels

Graphics and font thanks to:
Hidsey's Clip Art




We are having so much FUN in **OCTOBER**


You'll also love using these resources....




All About Pumpkins
4 Week Unit




Morning Work




Assessment
Report Cards




No Prep Centers
Math & Literacy



Reading
Four Weekly Themes



Digital Boom Cards
October Skills



Sight Words




**Numbers &
Counting**




Geometry



October Poetry




All About
Friendship



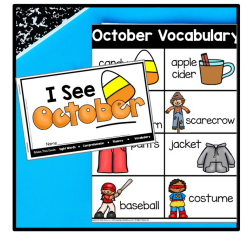
Letter Sounds




CVC Words



Daily Worksheets
Math & Language




Vocabulary
Reading & Spelling



Rhyming



Labeling



Writing Lists

Click the pictures to learn more about each unit and try **FREEBIES!**

ENGAGING  **STANDARDS BASED**

Name _____

When I'm Feeling **CRANKY!**

Draw a picture of something that helps you stop feeling cranky and write about it.



I feel better when

FIRE SAFETY EXPERT

Name _____

Safe:

Not Safe:

--



Play with fire.



Stop. Drop. Roll.



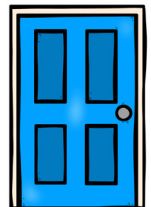
Call 9-1-1



Crawl if you see smoke.



Get out quickly.




FIRE SAFETY EXPERT

Name _____

Safe:

Not Safe:

--




Play with fire.



Stop. Drop. Roll.




Call 9-1-1



Crawl if you see smoke.



Get out quickly.



Name _____

My Sweater



I would make a
sweater for
because

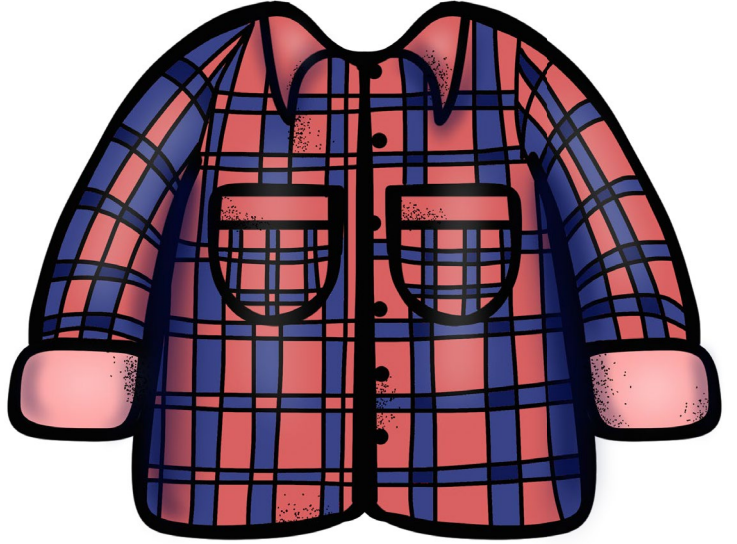
After reading the book, use these cards to practice sequencing.

1



© Keeping My Kiddo Busy LLC 2022 keepingmykiddobusy.com

2




© Keeping My Kiddo Busy LLC 2022 keepingmykiddobusy.com

3



© Keeping My Kiddo Busy LLC 2022 keepingmykiddobusy.com

4



© Keeping My Kiddo Busy LLC 2022 keepingmykiddobusy.com


After reading the book, use these cards to practice sequencing.

5




© Keeping My Kiddo Busy LLC 2022 keepingmykiddobusy.com

6




© Keeping My Kiddo Busy LLC 2022 keepingmykiddobusy.com

7




© Keeping My Kiddo Busy LLC 2022 keepingmykiddobusy.com

8




© Keeping My Kiddo Busy LLC 2022 keepingmykiddobusy.com

After reading, use these pumpkin shapes to take about 2D shapes.




© Keeping My Kiddo Busy LLC 2022. keepingmykiddobusy.com

rectangle




© Keeping My Kiddo Busy LLC 2022. keepingmykiddobusy.com

circle



© Keeping My Kiddo Busy LLC 2022. keepingmykiddobusy.com


square



© Keeping My Kiddo Busy LLC 2022. keepingmykiddobusy.com


hexagon

After reading, use these pumpkin shapes to take about 2D shapes.



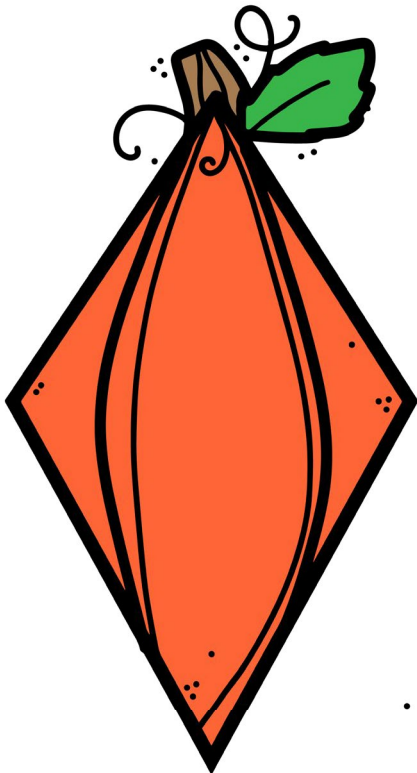
© Keeping My Kiddo Busy LLC 2022. keepingmykiddobusy.com

triangle




© Keeping My Kiddo Busy LLC 2022. keepingmykiddobusy.com

pentagon



© Keeping My Kiddo Busy LLC 2022. keepingmykiddobusy.com

diamond



© Keeping My Kiddo Busy LLC 2022. keepingmykiddobusy.com

star

Name _____



The VERY LAST Leaf


Cut and paste the events to match beginning, middle, and end.
Then, draw a picture to match.

Beginning	Middle	End

Lance took the leap and was proud.	Lance was a star student.	Lance was afraid to fall.
------------------------------------	---------------------------	---------------------------


Name _____

There was an OLD LADY...



Cut and paste the events in order.

1	2	3	4
5	6	7	8



Name _____

STORY Elements

Draw a picture of the main character and the setting.

MAIN CHARACTER

The person or animal the story is about.

SETTING


Where the story takes place.

A large rounded rectangular box with a thick black border, intended for drawing the main character. Below the box are three horizontal lines for writing: a solid top line, a dashed middle line, and a solid bottom line.

A large rounded rectangular box with a thick black border, intended for drawing the setting. Below the box are three horizontal lines for writing: a solid top line, a dashed middle line, and a solid bottom line.

Name _____

All About OWLS




CAN

HAVE

ARE

Name _____

All About OWLS




CAN

HAVE

ARE

Name _____

Draw a picture and complete your own silly sentence.




.and rain makes APPLESAUCE!

Name _____

Is there **ROOM** on your **BROOM**?

Draw and write what you would want to bring on your broom!



I have a _____ on my broom.

PRIMARY Phonics


Standards Based ✨ Sequential ✨ Engaging



Unit 1: First Sounds
[CLICK HERE](#)



Unit 2: Last Sounds
[CLICK HERE](#)




Unit 3: Middle Sounds
[CLICK HERE](#)



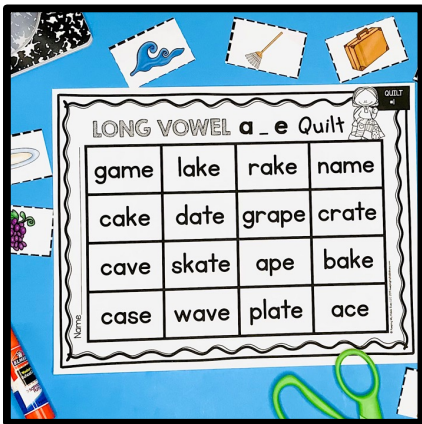
Unit 4: CVC Words
[CLICK HERE](#)




Unit 5: Blends
[CLICK HERE](#)




Unit 6: Digraphs
[CLICK HERE](#)



Unit 7: Super E
[CLICK HERE](#)



Unit 8: Vowel Teams
[CLICK HERE](#)



Unit 9: Bossy R
[CLICK HERE](#)

PRIMARY WRITING


Standards Based ✨ Sequential ✨ Engaging



Unit 1: **Labeling**



Unit 2: **Lists**



Unit 3: **Narrative**




Unit 4: **Expository**



Unit 5: **My Opinion**



Unit 6: **Nonfiction**



Unit 7: **Persuasive**



Unit 8: **Poetry**



Unit 9: **Cards**

Primary Grammar

THAT WORKS!

8

STANDARDS BASED grammar units



PRIMARY Grammar



CLICK HERE

to visit our homepage



CLICK EACH UNIT TO LEARN MORE AND TRY FREEBIES!

Primary Grammar



NOUNS Unit 1

Primary Grammar



ADJECTIVES Unit 2

Primary Grammar



VERBS Unit 3

Primary Grammar



ADVERBS Unit 4

Primary Grammar



CAPITALIZATION Unit 5

Primary Grammar



PUNCTUATION Unit 6

Primary Grammar



CONTRACTIONS Unit 7

Primary Grammar



CONJUNCTIONS and COMPOUND SENTENCES Unit 8

Primary Grammar



K-2 BUNDLE

