

# THANK YOU!

Thank you for your downloading this product!  
I hope you love this resource as much as we do.

Please contact me if you have any questions at all  
[michala@keepingmykiddobusy.com](mailto:michala@keepingmykiddobusy.com)

*I am always happy to help.*

Let's be friends! Click any of the buttons below.



# TERMS OF USE

♥ All pages in this resource are © Keeping My Kiddo Busy, LLC 2020

♥ This license is for individual use only. If you wish to share with another teacher, please direct them to my [store](#). If an entire school or district intends to use this resource, please purchase the appropriate license.

♥ It is strictly forbidden by the DMCA to sell or share this resource on any website. If you are a teacher, you may upload and share this resource with your students on your password protected virtual classroom.

[Away With The Pixels](#)

**TpT Keeping My Kinders Busy**  
[keepingmykiddobusy.com](http://keepingmykiddobusy.com)



Graphics and font thanks to:



# How To Use This Print & Teach Pack

To use for morning work, bell ringers, daily warm up or review, simply print the activities (front to back or individually).

**Language Arts**  
September • Level K • Day 5  
Phonics Writing Syllables

Writing: Start at the star and trace the letters.

Phonics: Color the picture that starts with Oo. Draw something on your own that starts with Oo.

Reading: Circle all of the letters Oo.


Syllables: Say the word. Clap the syllables. Circle the correct number.

**Primary Math**  
September • Level K • Day 5  
Dice Ten Frames Number Lines

Ten Frames: Fill in the correct number of dots on the ten frame.

Matching: Draw a line to match the kids with their dice.

Number Lines: Make the bunny hop up to the correct number on the number line.



Daily Language Arts

Daily Math

Classroom ✨ Homeschool ✨ Virtual Teaching



Daily Warm Ups / Review



Bell Ringers



Small group instruction

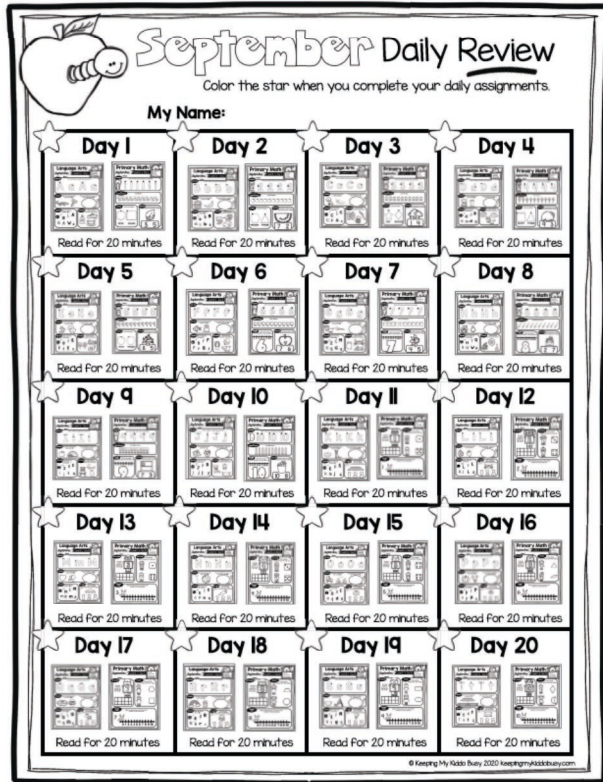


Homework

Continued...

# Print & Teach Pack


**NEW UPDATE!**



I now offer the option to have an assignment checklist on one page! This will save you paper if you do not wish to print the My Tasks Today cover page and reading journals.

This makes creating distance learning, classroom review or homeschooling packets a breeze!

Just print the math and language arts activity pages front to back.




It is so nice to have students on a schedule and routine so they know what to expect each day. This print and teach pack does just that!

These monthly packs create a routine that is easy to follow and there is almost no prep for you.

This work packet is set up to cover skills in a repetitive format. This way, children can be independent most of the time and do not constantly ask you for help and directions.

They recognize the activities and the format every day. Once a week (every five days or so) a new standard is introduced that they may need assistance with, but then this stays the same for many days in a row.

This builds their confidence and helps them master skills and standards quickly.



# September Daily Review

Color the star when you complete your daily assignments.

My Name: \_\_\_\_\_

Day 1

Read for 20 minutes

Day 2

Read for 20 minutes

Day 3

Read for 20 minutes

Day 4

Read for 20 minutes

Day 5

Read for 20 minutes

Day 6

Read for 20 minutes

Day 7

Read for 20 minutes

Day 8

Read for 20 minutes

Day 9

Read for 20 minutes

Day 10

Read for 20 minutes

Day 11

Read for 20 minutes

Day 12

Read for 20 minutes

Day 13

Read for 20 minutes

Day 14

Read for 20 minutes

Day 15

Read for 20 minutes

Day 16

Read for 20 minutes

Day 17

Read for 20 minutes

Day 18

Read for 20 minutes

Day 19

Read for 20 minutes

Day 20

Read for 20 minutes

# Language Arts






September  Level K • Day 1

Name: \_\_\_\_\_

## WRITING

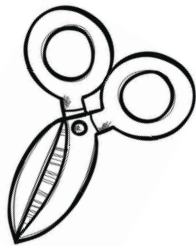

Start at the star and trace the letters.



## PHONICS

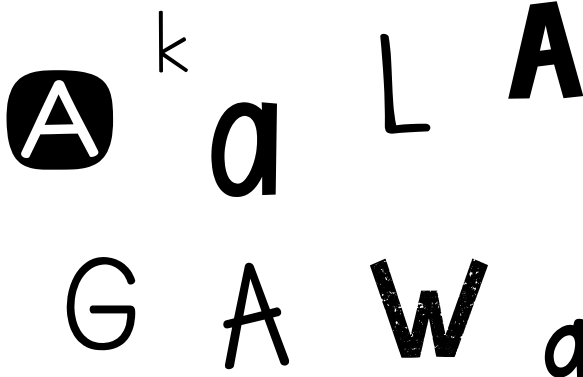
Color the picture that starts with **Aa**.

Draw something on your own that starts with **Aa**.




## READING

Circle all of the letters: **A a**




## RHYMING

Color the two pictures that rhyme.




# Primary Math

September  Level K • Day 1

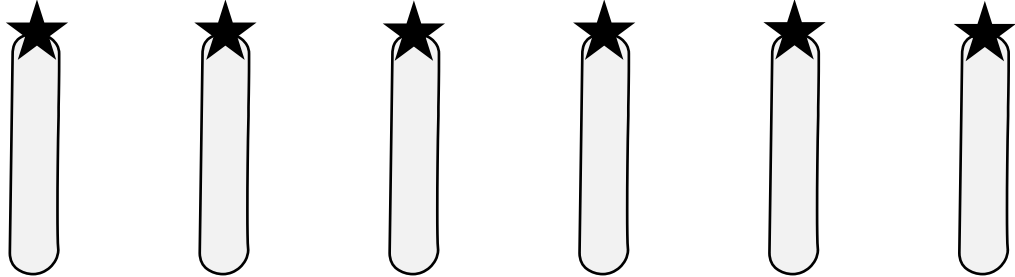


Name: \_\_\_\_\_

## NUMBERS



Start at the star and trace the numbers.



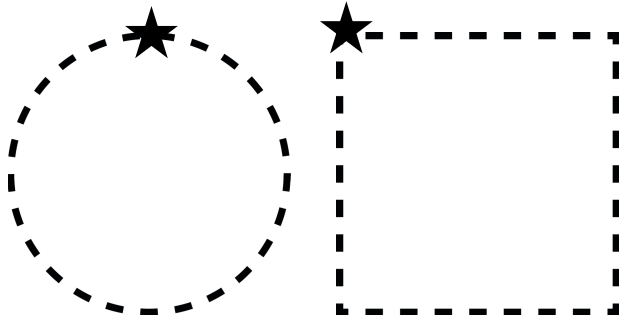
## CORRESPONDENCE

Color 1 duck



## SHAPES

Trace the shapes.

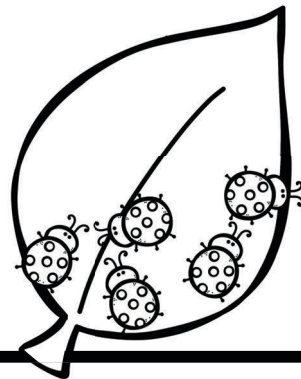


circle

square

## COUNTING

Count how many and circle the correct number.




3

5

# Language Arts


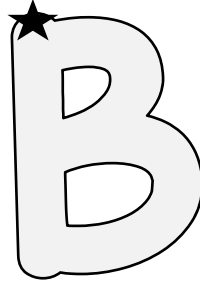
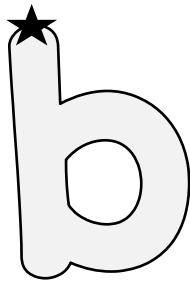
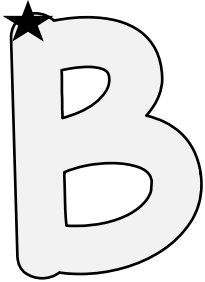


September  Level K • Day 2

Name: \_\_\_\_\_

## WRITING




Start at the star and trace the letters.



## PHONICS

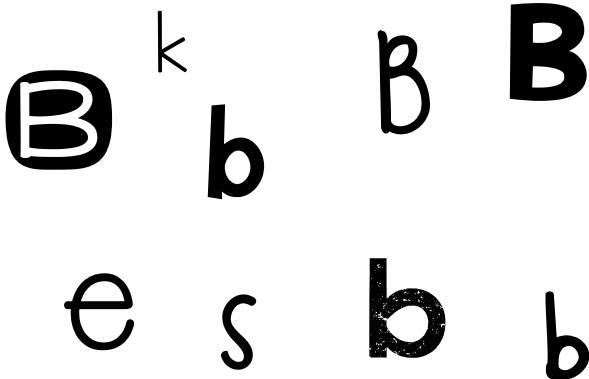
Color the picture that starts with **Bb**.

Draw something on your own that starts with **Bb**.




## READING

Circle all of the letters: **B b**





## RHYMING

Color the two pictures that rhyme.




# Primary Math

September  Level K • Day 2

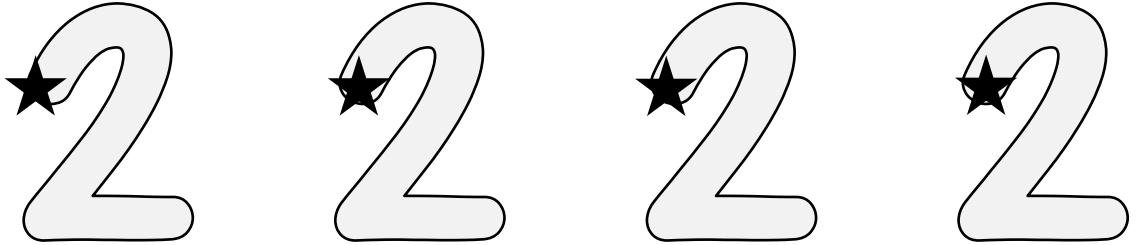


Name: \_\_\_\_\_

## NUMBERS



Start at the star and trace the numbers.



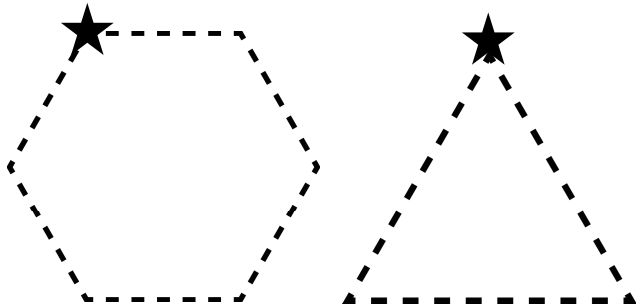
## CORRESPONDENCE

Color 2 apples.



## SHAPES

Trace the shapes.

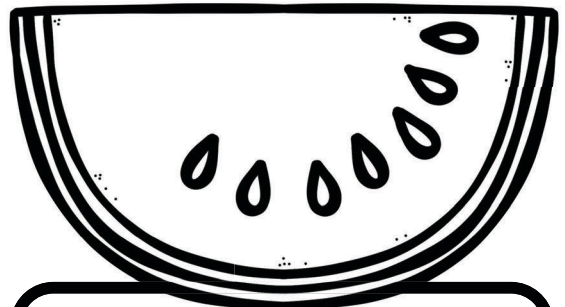


hexagon

triangle

## COUNTING

Count how many and circle the correct number.



7

2



# Language Arts






September  Level K • Day 3

Name: \_\_\_\_\_

## WRITING


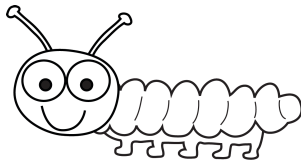

Start at the star and trace the letters.



## PHONICS

Color the picture that starts with **Cc**.

Draw something on your own that starts with **Cc**.



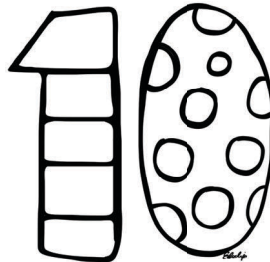
## READING

Circle all of the letters: **C c**





## RHYMING

Color the two pictures that rhyme.



# Primary Math


September  Level K • Day 3



Name: \_\_\_\_\_


## NUMBERS

Start at the star and trace the numbers.




## CORRESPONDENCE

Color 3 frogs.

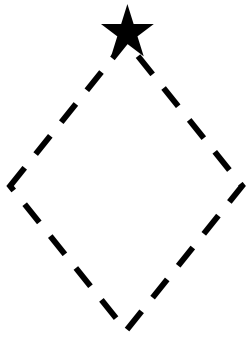


## SHAPES

Trace the shapes.




star



diamond

## COUNTING

Count how many and circle the correct number.




1

4

# Language Arts

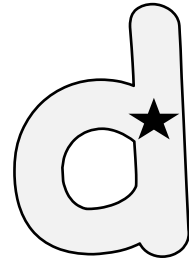

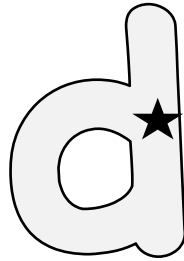



September  Level K • Day 4

Name: \_\_\_\_\_

## WRITING


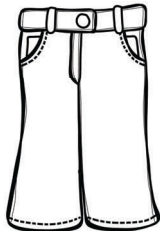

Start at the star and trace the letters.



## PHONICS

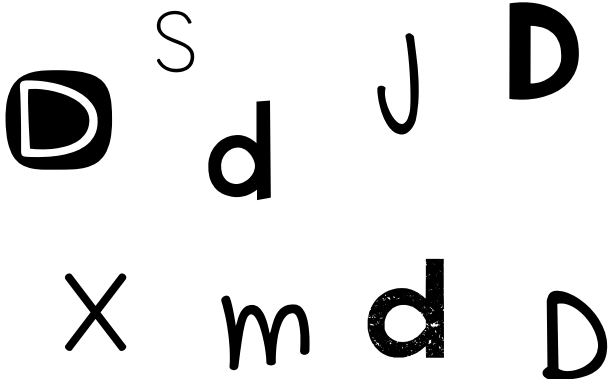
Color the picture that starts with **Dd**.

Draw something on your own that starts with **Dd**.





## READING

Circle all of the letters: **D d**




## RHYMING

Color the two pictures that rhyme.



# Primary Math

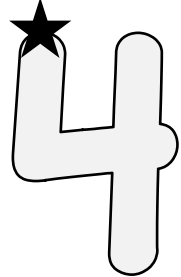

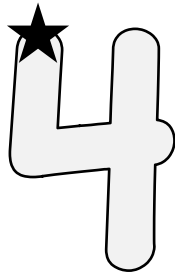
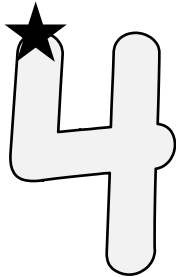

September  Level K • Day 4



Name: \_\_\_\_\_

## NUMBERS

Start at the star and trace the numbers.




## CORRESPONDENCE

Color 4 trees.

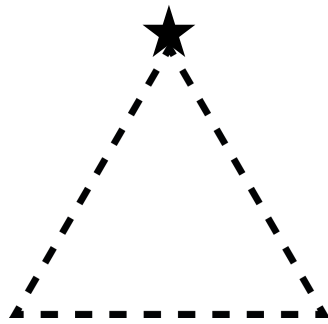


## SHAPES

Trace the shapes.




square



triangle

## COUNTING

Count how many and circle the correct number.



9

3

# Language Arts





September  Level K • Day 5

Name: \_\_\_\_\_

## WRITING




Start at the star and trace the letters.



## PHONICS

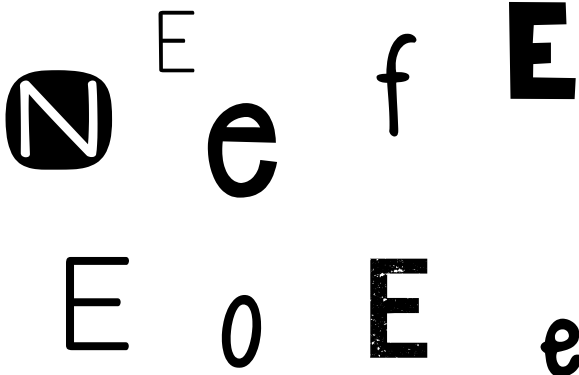
Color the picture that starts with **Ee**.

Draw something on your own that starts with **Ee**.




## READING

Circle all of the letters: **E e**





## RHYMING

Color the two pictures that rhyme.



# Primary Math



September  Level K • Day 5



Name: \_\_\_\_\_

## NUMBERS

Start at the star and trace the numbers.




## CORRESPONDENCE

Color 5 scissors.




## SHAPES

Trace the shapes.



circle



hexagon

## COUNTING

Count how many and circle the correct number.



8

5

# How To Use This Print & Teach Pack

It is so nice to have students on a schedule and routine so they know what to expect each day. This print and teach pack does just that!

These monthly packs create a routine that is easy to follow and there is almost no prep for you.

This work packet is set up to cover skills in a repetitive format. This way, children can be independent most of the time and do not constantly ask you for help and directions.

They recognize the activities and the format every day. Once a week (every five days) a new standard is introduced that they may need assistance with, but then this stays the same for the entire week.

This builds their confidence and helps them master skills and standards quickly.

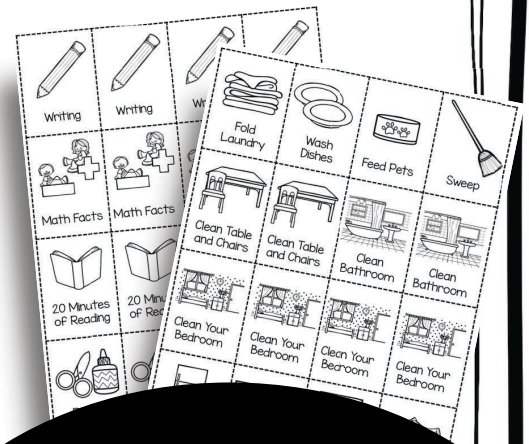


Day 1 **September**

**My TASKS Today**

Color the star when you complete each task.  
Let's work hard and learn a lot today!

Language Arts September 2020 A a A a B b B b C c C c D d D d	Primary Math September 2020 1 2 3 4 5 6 7 8 9 10 11 12	My Daily Journal September 2020 Date: _____ Weather: _____ Mood: _____ Activity: _____
★	★	★
<input type="checkbox"/>	<input type="checkbox"/>	<input type="checkbox"/>
★	★	★




Students color the star when they complete the assignment. They fill up their stars each day.

What about the empty boxes? Cut out and glue which additional tasks you want your student to complete each day. You can also handwrite an activity in each box or simply leave them blank. This makes it easy to differentiate for students or if you homeschool. Both school and home activities are included

This is our September pack for kindergarten.



The goal is to teach basic skills while building their confidence.

We start the year very simple with basic letter and number skills. Each month, the packs increase in difficulty as their skills progress.



Day 1

# September



## My TASKS Today

Color the star when you complete each task.  
Let's work hard and learn a lot today!

**Language Arts**  
September • Level K • Day 1  
Phonics Writing Rhyming

Name: \_\_\_\_\_

**WRITING** Start at the star and trace the letters.

A a A a

**PHONICS** Color the picture that starts with Aa. Draw something on your own that starts with Aa.

**READING** Circle all of the letters: A a

k a L A  
G A W a

**RHYMING**



**Primary Math**  
September • Level K • Day 1  
Numbers Shapes Counting

Name: \_\_\_\_\_

**NUMBERS** Start at the star and trace the numbers.

1 2 3 4 5

**1:1 CORRESPONDENCE** Color 1 duck.

**SHAPES** Trace the shapes.

circle square

**COUNTING** Count how many and circle the correct number.

3 5



I read today for 20 minutes

**my Daily Journal**



This is how I write my name: \_\_\_\_\_

My phone number is: \_\_\_\_\_

Draw a picture of the book you read today.

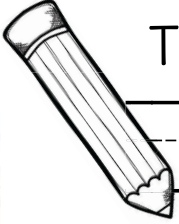
Draw a picture of how you were helpful today.

Day 1



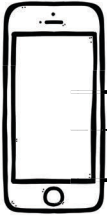


# my Daily Journal



This is how I write my name:

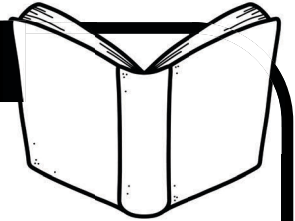
Handwriting practice lines consisting of a solid top line, a dashed middle line, and a solid bottom line.




My phone number is:

Handwriting practice lines consisting of a solid top line, a dashed middle line, and a solid bottom line.

Draw a picture of the book you read today.





Draw a picture of how you were helpful today.



Day  
2

# September



## My TASKS Today

Color the star when you complete each task.  
Let's work hard and learn a lot today!

**Language Arts**  
September • Level K • Day 2  
Phonics Writing Rhyming

WRITING Start at the star and trace the letters.  
B b B b

PHONICS Color the picture that starts with Bb. Draw something on your own that starts with Bb.

READING Circle all of the letters B b.  
B b B B  
e s b b

RHYMING



**Primary Math**  
September • Level K • Day 2  
Numbers Shapes Counting

NUMBERS Start at the star and trace the numbers.  
2 2 2 2

1:1 CORRESPONDENCE Color 2 apples.

SHAPES Trace the shapes.  
hexagon triangle

COUNTING Count how many and circle the correct number.  
  
7 2



I read today for 20 minutes

**My Daily Journal**



This is how I write my name: \_\_\_\_\_

My phone number is: \_\_\_\_\_

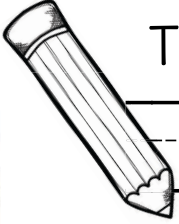
Draw a picture of the book you read today.

Draw a picture of how you were helpful today.

Day 2



# my Daily Journal

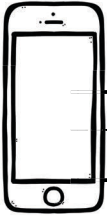


This is how I write my name:

\_\_\_\_\_

-----

\_\_\_\_\_



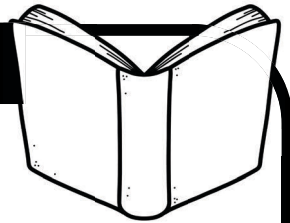
My phone number is:

\_\_\_\_\_


-----

\_\_\_\_\_

Draw a picture of the book you read today.





Draw a picture of how you were helpful today.



Day  
3

# September



## My TASKS Today

Color the star when you complete each task.  
Let's work hard and learn a lot today!

**Language Arts**  
September • Level K • Day 3  
Phonics Writing Rhyming

Name: \_\_\_\_\_

**WRITING** Start at the star and trace the letters.

C C C C

**PHONICS** Color the picture that starts with Cc. Draw something on your own that starts with Cc.

**READING** Circle all of the letters C c.

T C C C  
C P A c

**RHYMING**



**Primary Math**  
September • Level K • Day 3  
Numbers Shapes Counting

Name: \_\_\_\_\_

**NUMBERS** Start at the star and trace the numbers.

3 3 3 3

**1:1 CORRESPONDENCE** Color 3 frogs.

**SHAPES** Trace the shapes.

star diamond

**COUNTING** Count how many and circle the correct number.

1 4



I need today for 20 minutes

**my Daily Journal**




This is how I write my name: \_\_\_\_\_

My phone number is: \_\_\_\_\_

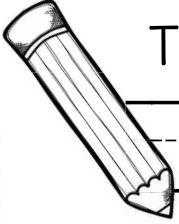
Draw a picture of the book you read today.

Draw a picture of how you were helpful today.

Day 3

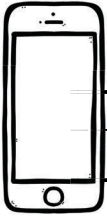


# my Daily Journal



This is how I write my name:

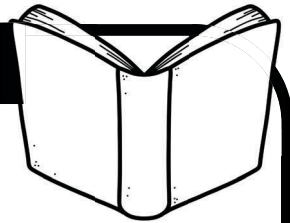
Handwriting practice lines consisting of a solid top line, a dashed middle line, and a solid bottom line.




My phone number is:

Handwriting practice lines consisting of a solid top line, a dashed middle line, and a solid bottom line.

Draw a picture of the book you read today.


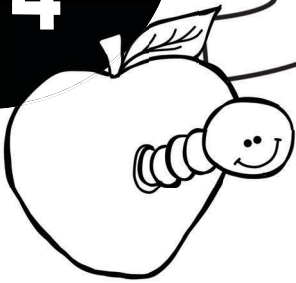


Draw a picture of how you were helpful today.



Day  
4

# September



## My TASKS Today

Color the star when you complete each task.  
Let's work hard and learn a lot today!

**Language Arts**  
September • Level K • Day 4  
Phonics Writing Rhyming

NAME: \_\_\_\_\_

**WRITING** Start at the star and trace the letters.

D d D d

**PHONICS** Color the picture that starts with Dd. Draw something on your own that starts with Dd.

**READING** Circle all of the letters D d.

S J D  
d X m d D

**RHYMING**



**Primary Math**  
September • Level K • Day 4  
Numbers Shapes Counting

NAME: \_\_\_\_\_

**NUMBERS** Start at the star and trace the numbers.

4 4 4 4

**CORRESPONDENCE** Color 4 trees.

**SHAPES** Trace the shapes.

square triangle

**COUNTING** Count how many and circle the correct number.

9 3



I read today for 20 minutes

**My Daily Journal**


This is how I write my name: \_\_\_\_\_

My phone number is: \_\_\_\_\_

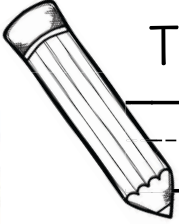
Draw a picture of the book you read today.

Draw a picture of how you were helpful today.

Day 4

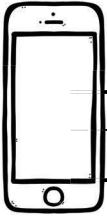


# my Daily Journal



This is how I write my name:

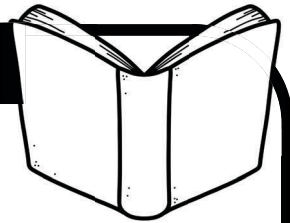
Handwriting practice lines consisting of a solid top line, a dashed middle line, and a solid bottom line.




My phone number is:

Handwriting practice lines consisting of a solid top line, a dashed middle line, and a solid bottom line.

Draw a picture of the book you read today.


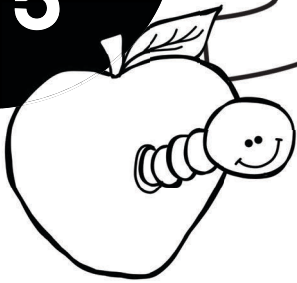


Draw a picture of how you were helpful today.



Day  
5

# September



## My TASKS Today

Color the star when you complete each task.  
Let's work hard and learn a lot today!


**Language Arts**  
September • Level K • Day 5  
Phonics Writing Rhyming

**WRITING** Start at the star and trace the letters.  
E e E e

**PHONICS** Color the picture that starts with Ee. Draw something on your own that starts with Ee.

**READING** Circle all of the letters Ee.  
E f E  
E o E e

**RHYMING**




**Primary Math**  
September • Level K • Day 5  
Numbers Shapes Counting

**NUMBERS** Start at the star and trace the numbers.  
5 5 5 5

**SHAPE CORRESPONDENCE** Color 5 scissors.

**SHAPES** Trace the shapes.  
circle hexagon

**COUNTING** Count how many and circle the correct number.  
8 5



I read today for 20 minutes

**My Daily Journal**





This is how I write my name: \_\_\_\_\_

My phone number is: \_\_\_\_\_

Draw a picture of the book you read today.

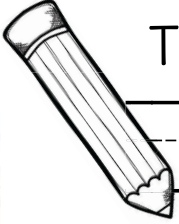
Draw a picture of how you were helpful today.

Day 5



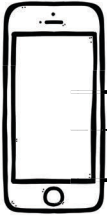


# my Daily Journal



This is how I write my name:

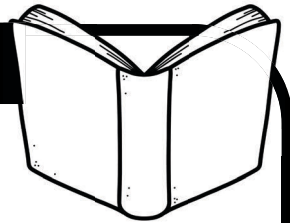
Handwriting practice lines consisting of a solid top line, a dashed middle line, and a solid bottom line.



My phone number is:

Handwriting practice lines consisting of a solid top line, a dashed middle line, and a solid bottom line.

Draw a picture of the book you read today.



Draw a picture of how you were helpful today.

