

# THANK YOU!

Thank you for your downloading this product!  
I hope you love this resource as much as we do.

Please contact me if you have any questions at all  
[michala@keepingmykiddobusy.com](mailto:michala@keepingmykiddobusy.com)

*I am always happy to help.*

Let's be friends! Click any of the buttons below.



# TERMS OF USE

♥ All pages in this resource are © Keeping My Kiddo Busy, LLC 2020

♥ This license is for individual use only. If you wish to share with another teacher, please direct them to my [store](#). If an entire school or district intends to use this resource, please purchase the appropriate license.

♥ It is strictly forbidden by the DMCA to sell or share this resource on any website. If you are a teacher, you may upload and share this resource with your students on your password protected virtual classroom.

**TpT Keeping My Kinders Busy**  
**[keepingmykiddobusy.com](http://keepingmykiddobusy.com)**



Graphics and font thanks to:

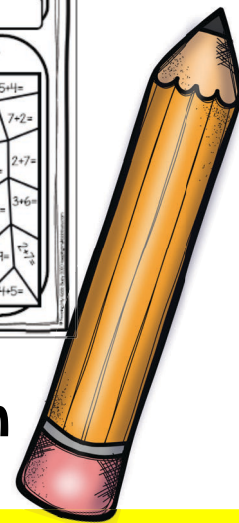


# How To Use This Print & Teach Pack

To use for morning work, bell ringers, daily warm up or review, simply print the activities (front to back or individually).

**Language Arts** Phonics Reading Writing  
*Summer* Level K • Day 15  
Name: \_\_\_\_\_  
**PHONICS** Write the letter that makes the first sound of each picture. Circle the correct picture that you spelled.  
**MYSTERY WORD**  
**READING** Dan gets out a \_\_\_\_\_ bowl.  
He \_\_\_\_\_ the ingredients.  
Dan likes to \_\_\_\_\_ pancakes.  
Fill in the correct words in the story.  
**WRITING** Write 1-2 sentences using the picture word bank.  
bowl, eggs, pancakes, syrup, cook


**Primary Math** 3D Solids More or Less Color by Sum Addition  
*Summer* Level K • Day 5  
Name: \_\_\_\_\_  
**3D SOLIDS** Color the correct 3D solid.  
**MORE OR LESS**  
**COLOR BY SUM** Solve the addition problems. Use the key to color by sum.  
Key: 9 = blue, 7 = red, 5 = yellow  
2+7=, 5+4=, 9+0=, 5+4=, 5+4=, 4+5=, 2+3=, 6+3=, 7+2=, 9+0=, 0+7=, 2+5=, 6+1=, 4+5=, 2+7=, 2+7=, 5+2=, 4+3=, 2+5=, 3+0=, 3+6=, 5+4=, 4+5=, 3+1=, 6+1=, 5+2=, 0+9=, 0+9=, 2+5=, 7+0=, 0+7=, 2+9=, 7+2=, 4+3=, 1+8=, 3+4=, 4+5=, 3+6=



Daily Language Arts

Daily Math

Classroom ✨ Homeschool ✨ Virtual Teaching



Daily Warm Ups / Review



Bell Ringers




Small group instruction



Homework

Continued...

# Print & Teach Pack




## NEW UPDATE!

I now offer the option to have an assignment checklist on one page! This will save you paper if you do not wish to print the My Tasks Today cover page and reading journals.

This makes creating distance learning, classroom review or homeschooling packets a breeze!

Just print the math and language arts activity pages front to back.



It is so nice to have students on a schedule and routine so they know what to expect each day. This print and teach pack does just that!

These monthly packs create a routine that is easy to follow and there is almost no prep for you.

This work packet is set up to cover skills in a repetitive format. This way, children can be independent most of the time and do not constantly ask you for help and directions.


They recognize the activities and the format every day. Once a week (every five days or so) a new standard is introduced that they may need assistance with, but then this stays the same for many days in a row.

This builds their confidence and helps them master skills and standards quickly.



# Summer Daily Review

Color the star when you complete your daily assignments.




My Name: \_\_\_\_\_

<p style="text-align: center;">★ Day 1</p> <div style="display: flex; justify-content: space-around;"> <div style="border: 1px solid black; padding: 5px;"> <p>Language Arts <i>Summer</i></p> </div> <div style="border: 1px solid black; padding: 5px;"> <p>Primary Math <i>Summer</i></p> </div> </div> <p style="text-align: center;">Read for 20 minutes</p>	<p style="text-align: center;">★ Day 2</p> <div style="display: flex; justify-content: space-around;"> <div style="border: 1px solid black; padding: 5px;"> <p>Language Arts <i>Summer</i></p> </div> <div style="border: 1px solid black; padding: 5px;"> <p>Primary Math <i>Summer</i></p> </div> </div> <p style="text-align: center;">Read for 20 minutes</p>	<p style="text-align: center;">★ Day 3</p> <div style="display: flex; justify-content: space-around;"> <div style="border: 1px solid black; padding: 5px;"> <p>Language Arts <i>Summer</i></p> </div> <div style="border: 1px solid black; padding: 5px;"> <p>Primary Math <i>Summer</i></p> </div> </div> <p style="text-align: center;">Read for 20 minutes</p>	<p style="text-align: center;">★ Day 4</p> <div style="display: flex; justify-content: space-around;"> <div style="border: 1px solid black; padding: 5px;"> <p>Language Arts <i>Summer</i></p> </div> <div style="border: 1px solid black; padding: 5px;"> <p>Primary Math <i>Summer</i></p> </div> </div> <p style="text-align: center;">Read for 20 minutes</p>
<p style="text-align: center;">★ Day 5</p> <div style="display: flex; justify-content: space-around;"> <div style="border: 1px solid black; padding: 5px;"> <p>Language Arts <i>Summer</i></p> </div> <div style="border: 1px solid black; padding: 5px;"> <p>Primary Math <i>Summer</i></p> </div> </div> <p style="text-align: center;">Read for 20 minutes</p>	<p style="text-align: center;">★ Day 6</p> <div style="display: flex; justify-content: space-around;"> <div style="border: 1px solid black; padding: 5px;"> <p>Language Arts <i>Summer</i></p> </div> <div style="border: 1px solid black; padding: 5px;"> <p>Primary Math <i>Summer</i></p> </div> </div> <p style="text-align: center;">Read for 20 minutes</p>	<p style="text-align: center;">★ Day 7</p> <div style="display: flex; justify-content: space-around;"> <div style="border: 1px solid black; padding: 5px;"> <p>Language Arts <i>Summer</i></p> </div> <div style="border: 1px solid black; padding: 5px;"> <p>Primary Math <i>Summer</i></p> </div> </div> <p style="text-align: center;">Read for 20 minutes</p>	<p style="text-align: center;">★ Day 8</p> <div style="display: flex; justify-content: space-around;"> <div style="border: 1px solid black; padding: 5px;"> <p>Language Arts <i>Summer</i></p> </div> <div style="border: 1px solid black; padding: 5px;"> <p>Primary Math <i>Summer</i></p> </div> </div> <p style="text-align: center;">Read for 20 minutes</p>
<p style="text-align: center;">★ Day 9</p> <div style="display: flex; justify-content: space-around;"> <div style="border: 1px solid black; padding: 5px;"> <p>Language Arts <i>Summer</i></p> </div> <div style="border: 1px solid black; padding: 5px;"> <p>Primary Math <i>Summer</i></p> </div> </div> <p style="text-align: center;">Read for 20 minutes</p>	<p style="text-align: center;">★ Day 10</p> <div style="display: flex; justify-content: space-around;"> <div style="border: 1px solid black; padding: 5px;"> <p>Language Arts <i>Summer</i></p> </div> <div style="border: 1px solid black; padding: 5px;"> <p>Primary Math <i>Summer</i></p> </div> </div> <p style="text-align: center;">Read for 20 minutes</p>	<p style="text-align: center;">★ Day 11</p> <div style="display: flex; justify-content: space-around;"> <div style="border: 1px solid black; padding: 5px;"> <p>Language Arts <i>Summer</i></p> </div> <div style="border: 1px solid black; padding: 5px;"> <p>Primary Math <i>Summer</i></p> </div> </div> <p style="text-align: center;">Read for 20 minutes</p>	<p style="text-align: center;">★ Day 12</p> <div style="display: flex; justify-content: space-around;"> <div style="border: 1px solid black; padding: 5px;"> <p>Language Arts <i>Summer</i></p> </div> <div style="border: 1px solid black; padding: 5px;"> <p>Primary Math <i>Summer</i></p> </div> </div> <p style="text-align: center;">Read for 20 minutes</p>
<p style="text-align: center;">★ Day 13</p> <div style="display: flex; justify-content: space-around;"> <div style="border: 1px solid black; padding: 5px;"> <p>Language Arts <i>Summer</i></p> </div> <div style="border: 1px solid black; padding: 5px;"> <p>Primary Math <i>Summer</i></p> </div> </div> <p style="text-align: center;">Read for 20 minutes</p>	<p style="text-align: center;">★ Day 14</p> <div style="display: flex; justify-content: space-around;"> <div style="border: 1px solid black; padding: 5px;"> <p>Language Arts <i>Summer</i></p> </div> <div style="border: 1px solid black; padding: 5px;"> <p>Primary Math <i>Summer</i></p> </div> </div> <p style="text-align: center;">Read for 20 minutes</p>	<p style="text-align: center;">★ Day 15</p> <div style="display: flex; justify-content: space-around;"> <div style="border: 1px solid black; padding: 5px;"> <p>Language Arts <i>Summer</i></p> </div> <div style="border: 1px solid black; padding: 5px;"> <p>Primary Math <i>Summer</i></p> </div> </div> <p style="text-align: center;">Read for 20 minutes</p>	<p style="text-align: center;">★ Day 16</p> <div style="display: flex; justify-content: space-around;"> <div style="border: 1px solid black; padding: 5px;"> <p>Language Arts <i>Summer</i></p> </div> <div style="border: 1px solid black; padding: 5px;"> <p>Primary Math <i>Summer</i></p> </div> </div> <p style="text-align: center;">Read for 20 minutes</p>
<p style="text-align: center;">★ Day 17</p> <div style="display: flex; justify-content: space-around;"> <div style="border: 1px solid black; padding: 5px;"> <p>Language Arts <i>Summer</i></p> </div> <div style="border: 1px solid black; padding: 5px;"> <p>Primary Math <i>Summer</i></p> </div> </div> <p style="text-align: center;">Read for 20 minutes</p>	<p style="text-align: center;">★ Day 18</p> <div style="display: flex; justify-content: space-around;"> <div style="border: 1px solid black; padding: 5px;"> <p>Language Arts <i>Summer</i></p> </div> <div style="border: 1px solid black; padding: 5px;"> <p>Primary Math <i>Summer</i></p> </div> </div> <p style="text-align: center;">Read for 20 minutes</p>	<p style="text-align: center;">★ Day 19</p> <div style="display: flex; justify-content: space-around;"> <div style="border: 1px solid black; padding: 5px;"> <p>Language Arts <i>Summer</i></p> </div> <div style="border: 1px solid black; padding: 5px;"> <p>Primary Math <i>Summer</i></p> </div> </div> <p style="text-align: center;">Read for 20 minutes</p>	<p style="text-align: center;">★ Day 20</p> <div style="display: flex; justify-content: space-around;"> <div style="border: 1px solid black; padding: 5px;"> <p>Language Arts <i>Summer</i></p> </div> <div style="border: 1px solid black; padding: 5px;"> <p>Primary Math <i>Summer</i></p> </div> </div> <p style="text-align: center;">Read for 20 minutes</p>



# Primary Math



## Summer

Level K • Day 1



Numbers  
Ordering #s  
Money  
Story  
Problems



Name: \_\_\_\_\_

### NUMBERS

Fill in the ten frames with the correct number of dots.

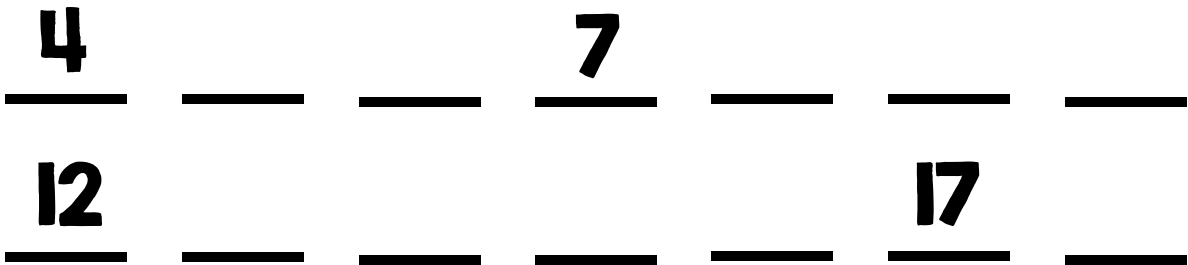


eleven



### MISSING #S

Fill in the missing numbers. Use the number line below to help.



### MONEY

Color the coins that match the one shown in the box.


10¢



dime



### STORY PROBLEMS



I saw **4** butterflies.  
Then I saw **2** more.  
How many did I see altogether?

$$+ =$$



0 1 2 3 4 5 6 7 8 9 10 11 12 13 14 15 16 17 18 19 20

# Language Arts



## Summer

Level K • Day 1

Phonics  
Reading  
Writing



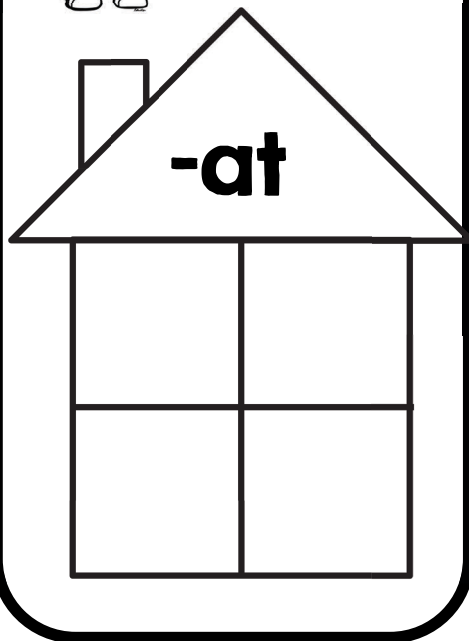
Name: \_\_\_\_\_

### PHONICS



Write four words that belong in the word family.

**-at**



it it it and it it  
it and and and it  
it and and and it  
it it my it it  
it it my my it it  
it it my it it

red yellow purple

and my it

**WRITING** Read the story. Write a sentence to add to the story.

I have a pet frog. My frog likes to get wet. He can hop and jump.

\_\_\_\_\_

\_\_\_\_\_

\_\_\_\_\_





# Primary Math

## Summer


Level K • Day 2

Numbers  
Ordering #s  
Money  
Story  
Problems

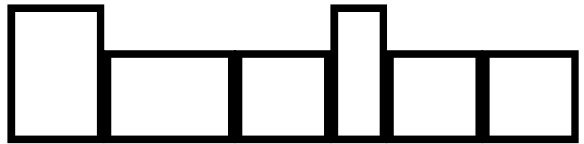
Name: \_\_\_\_\_

### NUMBERS

Fill in the ten frames with the correct number of dots.

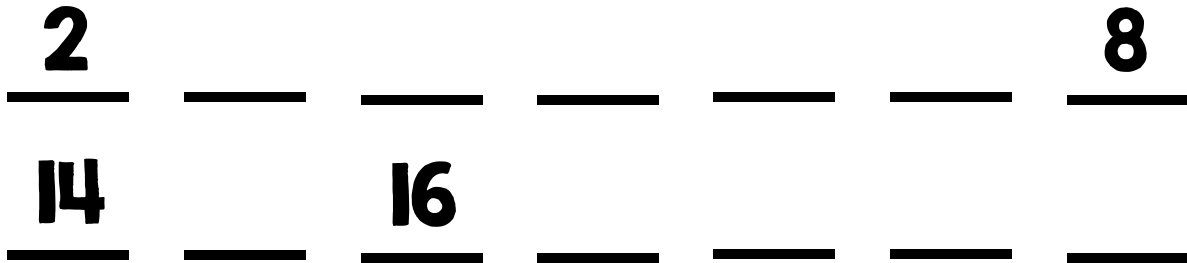


twelve



### MISSING #S

Fill in the missing numbers. Use the number line below to help.



### MONEY

Color the coins that match the one shown in the box.



### STORY PROBLEMS



I saw **2** frogs.  
Then I saw **2** more.  
How many did I see altogether?

$$+ \quad =$$



0 1 2 3 4 5 6 7 8 9 10 11 12 13 14 15 16 17 18 19 20

# Language Arts



## Summer

Level K • Day 2

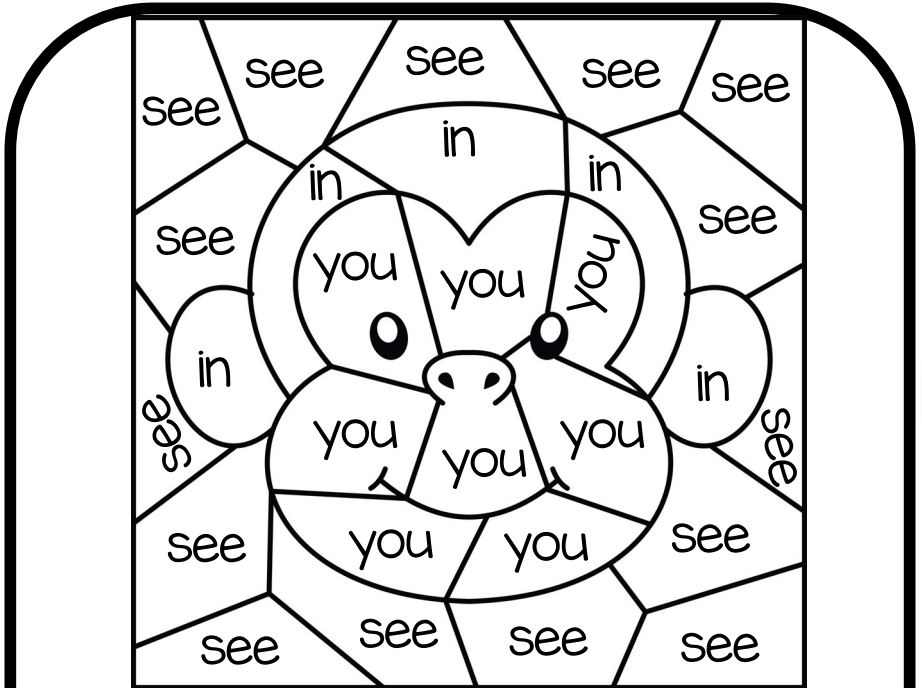

Phonics  
Reading  
Writing



Name: \_\_\_\_\_

### PHONICS

Write four words that belong in the word family.



tan



yellow



brown

**WRITING** Read the story. Write a sentence to add to the story.

I like to jump rope. I can hop and skip very fast. I play with friends.





# Primary Math

## Summer

Level K • Day 3

Numbers  
Ordering #s  
Money  
Story  
Problems

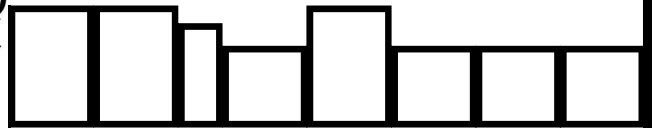
Name: \_\_\_\_\_

### NUMBERS

Fill in the ten frames with the correct number of dots.

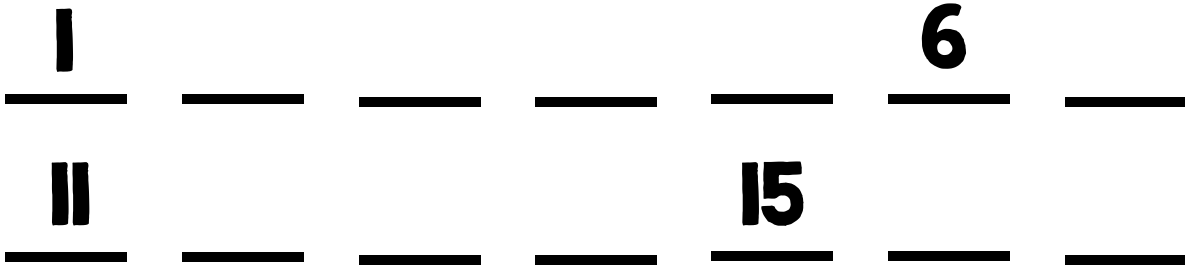



thirteen



### MISSING #S

Fill in the missing numbers. Use the number line below to help.



### MONEY

Color the coins that match the one shown in the box.

1¢



penny

### STORY PROBLEMS



Mom got me 1 new dress.  
Then she got me 2 more.  
How many dresses do I have altogether?

$$+ \quad =$$



0 1 2 3 4 5 6 7 8 9 10 11 12 13 14 15 16 17 18 19 20

# Language Arts



## Summer

Level K • Day 3

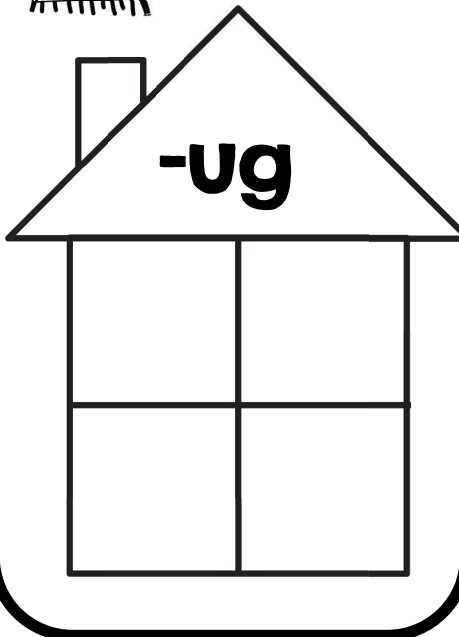
Phonics  
Reading  
Writing



Name: \_\_\_\_\_

### PHONICS

Write four words that belong in the word family.



**WRITING** Read the story. Write a sentence to add to the story.

The girl and boy like to play in the sand. The sand is grey and brown.

\_\_\_\_\_

\_\_\_\_\_

\_\_\_\_\_





# Primary Math

## Summer

Level K • Day 4

Numbers  
Ordering #s  
Money  
Story  
Problems

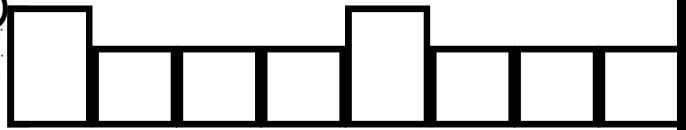
Name: \_\_\_\_\_

### NUMBERS

Fill in the ten frames with the correct number of dots.




fourteen



### MISSING #S

Fill in the missing numbers. Use the number line below to help.

<u>0</u>	<u>    </u>	<u>2</u>	<u>    </u>	<u>    </u>	<u>    </u>	<u>    </u>	<u>    </u>
<u>10</u>	<u>    </u>	<u>12</u>	<u>    </u>	<u>    </u>	<u>    </u>	<u>    </u>	<u>    </u>

### MONEY

Color the coins that match the one shown in the box.

25¢

quarter



### STORY PROBLEMS



I saw **1** fish.  
Then I saw **2** more swam by.  
How many did I see altogether?

$$+ =$$



0 1 2 3 4 5 6 7 8 9 10 11 12 13 14 15 16 17 18 19 20

# Language Arts

## Summer

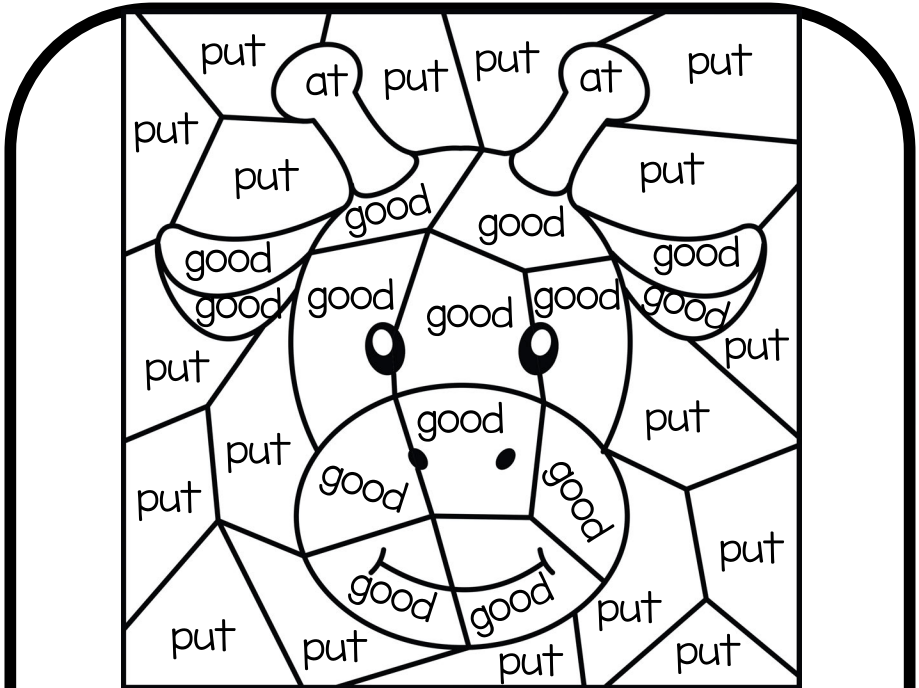

Level K • Day 4

Phonics  
Reading  
Writing

Name: \_\_\_\_\_

### PHONICS


Write four words that belong in the word family.



brown



tan



red


**WRITING** Read the story. Write a sentence to add to the story.

Look at that big dog! He likes to dig and dig to hide his white bone.

\_\_\_\_\_


\_\_\_\_\_

\_\_\_\_\_





# Primary Math



## Summer

Level K • Day 5

Numbers  
Ordering #s  
Money  
Story  
Problems

Name: \_\_\_\_\_

### NUMBERS

Fill in the ten frames with the correct number of dots.




fifteen



### MISSING #S

Fill in the missing numbers. Use the number line below to help.

3

6

14

15

### MONEY

Color the coins that match the one shown in the box.

10¢



dime



### STORY PROBLEMS



We picked **3** pumpkins.  
Then we picked **3** more.  
How many did we pick altogether?

$$+ =$$



0 1 2 3 4 5 6 7 8 9 10 11 12 13 14 15 16 17 18 19 20

# Language Arts

## Summer

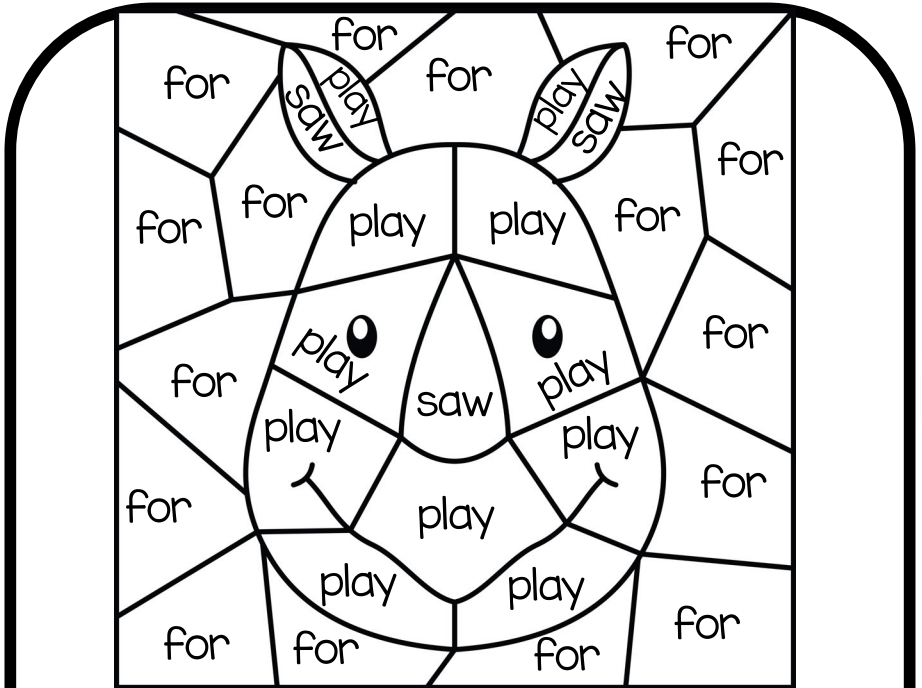

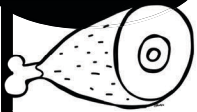
Level K • Day 5

Phonics  
Reading  
Writing

Name: \_\_\_\_\_

### PHONICS

Write four words that belong in the word family.



pink



grey



purple

**WRITING** Read the story. Write a sentence to add to the story.

Todd can hit the ball. He swings his brown bat and hits the ball hard.

\_\_\_\_\_

\_\_\_\_\_

\_\_\_\_\_



# How To Use This Summer Print & Teach Pack

It is so nice to have students on a schedule and routine, so they know what to expect each day. This print and teach pack does just that!  
Keep your kindergarten student's skills sharp before they enter first grade.

These monthly packs create a routine that is easy to follow and there is almost no prep for you.

So many standards are covered each day in a mastery and spiraling format, so students do not constantly ask you for help and directions. They recognize the activities and the format every day. Once a week (every five days) a new standard is introduced that they may need assistance with, but then this stays the same for the entire week.




This builds their confidence and helps them master skills and standards quickly.



20 days  
included  
for  
each  
month



Students  
color the star  
when they  
complete the  
assignment.  
They fill up their  
stars each day.



Both school and home  
activities are included. Cut out  
and glue which tasks you want  
your student to complete  
each day. You can also  
handwrite an activity in each  
box or simply leave them blank.  
This makes it easy to  
differentiate for students or  
if you homeschool.

Structured,  
standards based  
activities every single day!  
Teachers and students  
love this routine.





Day  
1

# Summer



# My TASKS Today

Color the star when you complete each task.  
Let's work hard and learn a lot today!

**Primary Math**  
*Summer* Level K • Day 1

Numbers  
Ordering #s  
Money  
Story Problems

Name: \_\_\_\_\_

**NUMBERS** Fill in the ten frames with the correct number of dots.


eleven

**MISSING #s** Fill in the missing numbers. Use the number line below to help.

4                      7

12                      17

**MONEY** Color the coins that match the one shown in the box.

10c

dime

**WORD PROBLEMS** I saw 4 butterfly flies. Then I saw 2 more. How many did I see altogether?

+      =

1 2 3 4 5 6 7 8 9 10 11 12 13 14 15 16 17 18 19 20



**Language Arts**  
*Summer* Level K • Day 1

Phonics  
Reading  
Writing

Name: \_\_\_\_\_

**PHONICS** Write four words that belong in the word family.

-at

if on on on  
if on on on  
if my my if  
on my if

red yellow purple  
on my if

**WRITING** Read the story. Write a sentence to add to the story.

I have a pet Frog. My Frog likes to get wet. He can hop and jump.



**My Daily Reading Journal**  
I read today for 20 minutes

Title of book: \_\_\_\_\_

Did you like the book?

thumbs up thumbs down

Author: \_\_\_\_\_

Illustrator: \_\_\_\_\_

Summary: \_\_\_\_\_

Plot      Setting      Characters



Blank rectangular box for student response.



Blank rectangular box for student response.



Blank rectangular box for student response.



I read today for 20 minutes

my Daily

# Reading Journal

Title of book:

---


---

---

Did you like the book?



Author:

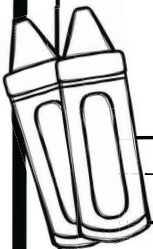


---

---

---

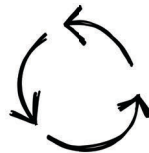
Illustrator:



---

---

---



Plot



Setting



Characters

Summary:

---

---

---

---

---

---

---

---


---

---

Day  
1

Day  
2

# Summer



# My TASKS Today

Color the star when you complete each task.  
Let's work hard and learn a lot today!

**Primary Math**  
*Summer* Level K • Day 2

Numbers Ordering by  
Story Problems

NAME: \_\_\_\_\_

**NUMBERS** Fill in the ten frames with the correct number of dots.

MISSING #1 Fill in the missing numbers. Use the number line below to help.

2 \_\_\_\_\_ 8

14 \_\_\_\_\_ 16

**MONEY** Color the coins that match the one shown in the box.

5¢ \_\_\_\_\_  
nickel

**WORD PROBLEMS** I saw 2 frogs. Then I saw 2 more. How many did I see altogether?

\_\_\_\_\_ + \_\_\_\_\_ = \_\_\_\_\_

1 2 3 4 5 6 7 8 9 10 11 12 13 14 15 16 17 18 19 20



**Language Arts**  
*Summer* Level K • Day 2

Phonics Reading  
Writing

NAME: \_\_\_\_\_

**PHONICS** Write four words that begin in the word family.

-it

I like to jump rope. I can hop and skip very fast. I play with friends.



**My Daily Reading Journal**  
I read today for 20 minutes

Title of book: \_\_\_\_\_

Did you like the book?  
Thumbs up/down

Author: \_\_\_\_\_

Illustrator: \_\_\_\_\_

Summary: \_\_\_\_\_

Plot Setting Characters





# my Daily



# Reading Journal

Title of book:

\_\_\_\_\_

-----


\_\_\_\_\_

Did you like the book?



Large rounded rectangular box for drawing or writing.

Author:

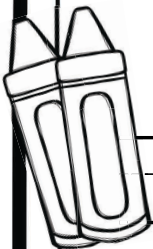


\_\_\_\_\_

-----

\_\_\_\_\_

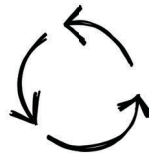
Illustrator:



\_\_\_\_\_

-----


\_\_\_\_\_



Plot



Setting



Characters

Summary:

\_\_\_\_\_

-----

\_\_\_\_\_

-----

\_\_\_\_\_

-----

\_\_\_\_\_

Day  
3

# Summer



# My TASKS Today

Color the star when you complete each task.  
Let's work hard and learn a lot today!

**Primary Math**  
*Summer* Level K • Day 3

Numbers  
Ordering by  
Money  
Story Problems

Name: \_\_\_\_\_

**NUMBERS** Fill in the ten frames with the correct number of dots.

13 thirteen

**MISSING #** Fill in the missing numbers. Use the number box below to help.

I 6  
II 15

**MONEY** Color the coins that match the one shown in the box.


1c penny

**STORY PROBLEMS** I saw 8 fish. Then I saw 2 more swam by. How many do I see altogether?

+

\_\_\_\_\_

1 2 3 4 5 6 7 8 9 10 11 12 13 14 15 16 17 18 19 20



**Language Arts**  
*Summer* Level K • Day 3

Phonics  
Reading  
Writing

Name: \_\_\_\_\_

**PHONICS** Write four words that belong to the word family.

-ug

have have have  
have have have

green pink gray

**WRITING** Read the story. Write a sentence to add to the story.

The girl and boy like to play in the sand. The sand is grey and brown.



**My Daily Reading Journal**  
I read today for 20 minutes

Title of book: \_\_\_\_\_

Did you like the book?

thumbs up thumbs down

Author: \_\_\_\_\_

Illustrator: \_\_\_\_\_

Summary: \_\_\_\_\_

Plot Setting Characters



Blank rectangular box for student response.



Blank rectangular box for student response.



Blank rectangular box for student response.



# my Daily



# Reading Journal

Title of book:

\_\_\_\_\_

-----


\_\_\_\_\_

Did you like the book?



Large rounded rectangular box for drawing or writing.

Author:

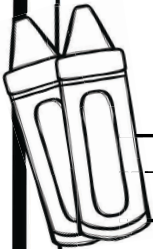


\_\_\_\_\_

-----

\_\_\_\_\_

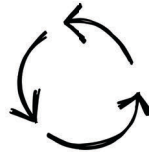
Illustrator:



\_\_\_\_\_

-----

\_\_\_\_\_



Plot



Setting



Characters

Summary:

\_\_\_\_\_

-----

\_\_\_\_\_

-----

\_\_\_\_\_

-----

\_\_\_\_\_



Day  
4

# Summer



# My TASKS Today

Color the star when you complete each task.  
Let's work hard and learn a lot today!

**Primary Math**  
Summer Level K • Day 4

**NUMBERS** Name: \_\_\_\_\_  
Fill in the ten frames with the correct number of dots.

**MISSING #s** Fill in the missing numbers. Use the number line below to help.

0      2  
10     12

**MONEY** Color the coins that match the one shown in the box.  
25¢ quarter

**WORD PROBLEMS**  
I saw 1 fish.  
Then I saw 2 more swam by.  
How many did I see altogether?  
+  
=

1 2 3 4 5 6 7 8 9 10 11 12 13 14 15 16 17 18 19 20



**Language Arts**  
Summer Level K • Day 4

**PHONICS** Name: \_\_\_\_\_  
Write four words that belong to the word family.

**WRITING** Read the story. Write a sentence to add to the story.

Look at that big dog! He likes to dig and dig to hide his white bone.



**My Daily Reading Journal**  
I read today for 20 minutes

Title of book: \_\_\_\_\_

Did you like the book?  
Thumbs up/down

Author: \_\_\_\_\_

Illustrator: \_\_\_\_\_

Summary: \_\_\_\_\_

Plot    Setting    Characters




Blank box for student response.



Blank box for student response.



Blank box for student response.



I read today for 20 minutes

my Daily

# Reading Journal

Title of book:

\_\_\_\_\_

-----


\_\_\_\_\_

Did you like the book?



Large rounded rectangular box for drawing or writing.

Author:

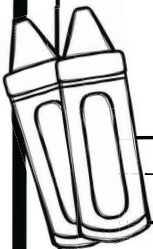


\_\_\_\_\_

-----

\_\_\_\_\_

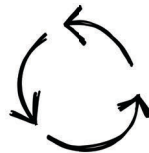
Illustrator:



\_\_\_\_\_

-----

\_\_\_\_\_



Plot



Setting



Characters

Summary:

\_\_\_\_\_

-----

\_\_\_\_\_

-----

\_\_\_\_\_

-----

\_\_\_\_\_

Day  
4





# my Daily



# Reading Journal

Title of book:

\_\_\_\_\_

-----


\_\_\_\_\_

Did you like the book?



Large rounded rectangular box for drawing or writing.

Author:

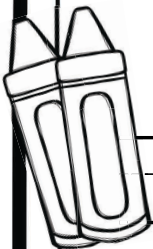


\_\_\_\_\_

-----

\_\_\_\_\_

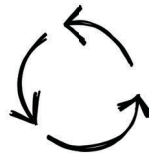
Illustrator:



\_\_\_\_\_

-----


\_\_\_\_\_



Plot



Setting



Characters

Summary:

\_\_\_\_\_

-----

\_\_\_\_\_

-----

\_\_\_\_\_

-----

\_\_\_\_\_