

THANK YOU!

Thank you for your downloading this product!
I hope you love this resource as much as we do.

Please contact me if you have any questions at all
michala@keepingmykiddobusy.com

I am always happy to help.

Let's be friends! Click any of the buttons below.



TERMS OF USE

♥ All pages in this resource are © Keeping My Kiddo Busy, LLC 2023

♥ This license is for individual use only. If you wish to share with another teacher, please direct them to my [store](#). If an entire school or district intends to use this resource, please purchase the appropriate license.

♥ It is strictly forbidden by the DMCA to sell or share this resource on any website. If you are a teacher, you may upload and share this resource with your students on your password protected virtual classroom.



TpT Keeping My Kinders Busy
keepingmykiddobusy.com



Away with the Pixels

Graphics and font thanks to:
Hidsey's Clip Art



The GINGERBREAD Man

Engaging Activities For Little Hands

©Keeping My Kiddo Busy, LLC 2023 keepingmykiddobusy.com

Purchase the entire resource:

Friendship + SEL



[CLICK HERE](#)

No Prep Activities



[CLICK HERE](#)

Build a House



[CLICK HERE](#)

Retelling + Sequencing



[CLICK HERE](#)



Save with the bundle!

All four units shown above are included in this money saving bundle.

[CLICK HERE](#)

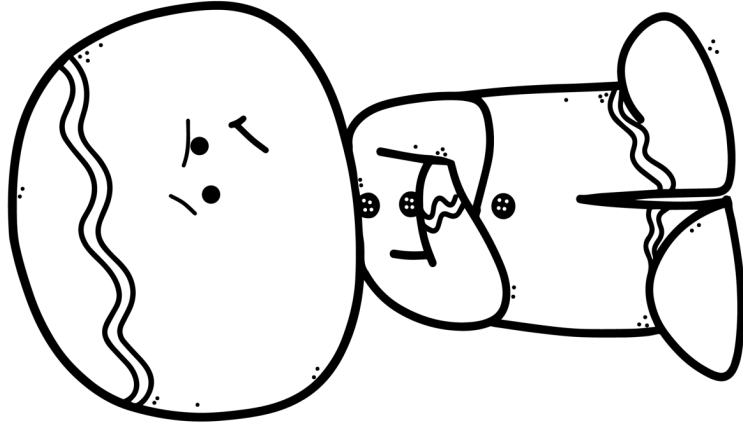


Preschool • Pre-K • Kindergarten • 1st Grade

Gingerbread Baby and Friends

I'll be friends with you, if you'll be friends with me!

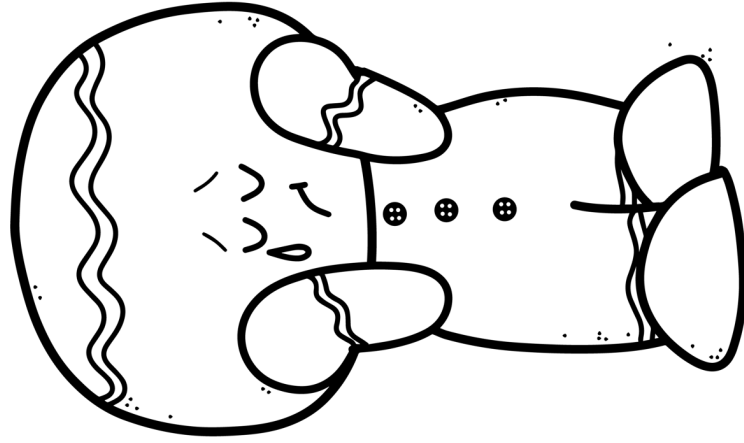
Name _____



First, he feels

L O N E L Y


without friends.



Then, he feels

S A D

without friends.



Last, he feels

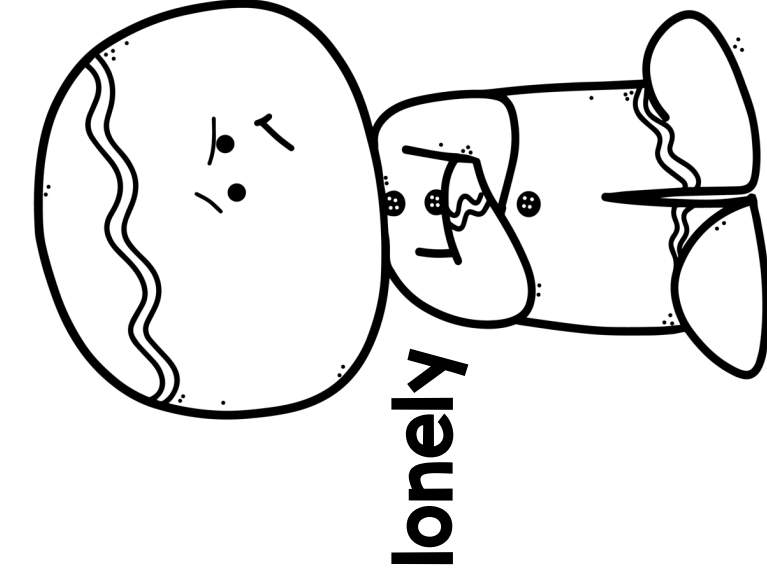
H A P P Y

with his friends!

Gingerbread Baby and Friends


I'll be friends with you, if you'll be friends with me!

Name _____




First, he feels

without friends.



Then, he feels

without friends.



Last, he feels

with his friends!

The GINGERBREAD Man

Thank you for your order!




I hope you love this resource as much as we do.

[CLICK HERE](#) to purchase this complete unit


Let's get started with our **Friendship Unit**:

©Keepina My Kiddo Busy, LLC 2023 keepinamykiddobusy.com

Emotion Vocabulary Words



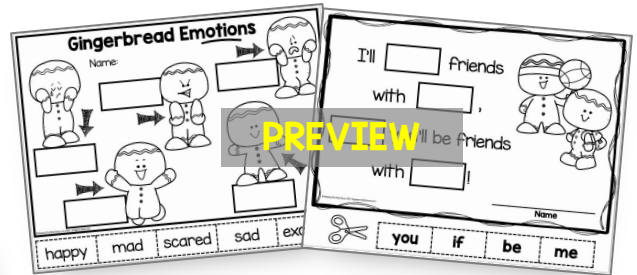

Teach children how to name the emotions they're feeling.



These sentence starters can be used in pocket charts.

Friendship Interview


Help students make connections with each other and practice asking questions. These are both important social skills.



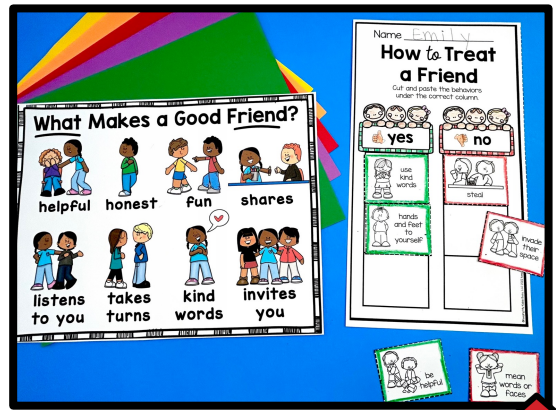
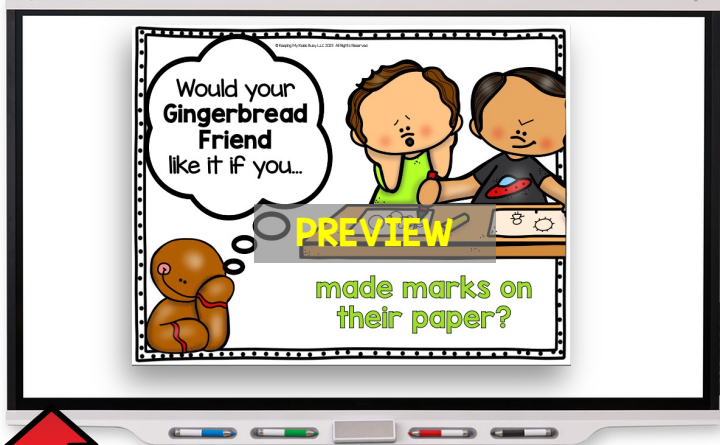
Then complete these two follow up activities.

Scenario Slideshow

Print these as posters or use as a slideshow.



These make great discussion starters about how to treat friends.



After displaying the slideshow and discussing, students can complete the follow up cut + paste activity.

How to Be a Good Friend


These activities are a wonderful way for students to show how they can be a good friend to others.



©Keeping My Kiddo Busy, LLC 2023 keepingmykiddobusy.com

Gingerbread Friendship Craft

Students choose a Gingerbread girl or a Gingerbread boy.



CLICK HERE

to purchase this complete unit

Multiple versions of the writing/drawing paper are included. These make adorable bulletin board displays.