


Chicka Chicka **BOOM BOOM**

Is there enough room?



My name is

I have....

1 2 3 4 5 6 7 8 9 10 11 12

letters in my name.

NO PREP

for kindergarten
students

Thank you for downloading this freebie!
I hope you love this resource as much as we do.

This product is intended for individual or single classroom use only.
Please do NOT file share or upload any part of this resource to the web.

If you plan on using this resource within an entire school or district,
please purchase the appropriate license.

All materials are Copyright 2017-2019 Keeping My Kiddo Busy, LLC
All rights reserved. May not be copied or shared in any way.



Graphics and fonts thanks to:



Sonya Dehart, Erin Bradley Designs, Pretty Grafik Design, Tracey Orman

HAVE YOU JOINED OUR FREEBIE LIBRARY?

Keeping My
KIDDO BUSY

Educational Activities for Toddlers - Primary Students



CLICK HERE



to join and access
FREE resources right away.

NO PREP

for kindergarten students




FREEBIES



[CLICK HERE](#)

to grab **FREE** activities to teach letter sounds



Print this **FREE** curriculum map to make lesson planning a breeze. It includes links to tons of FREEBIE resources and lessons

[CLICK HERE](#)



RHYMING FLIP BOOK

[CLICK HERE](#)

NO PREP

for kindergarten students




FREEBIES



FREE

[CLICK HERE](#)


to grab a **FREE** mini book, writing and reading activity all about kindergarten.



FREE

[CLICK HERE](#)

to grab a **FREE** alphabet matching activity.



[CLICK HERE](#)

to grab a **FREE** week of kindergarten morning work for every single month!

Grab these **First Day of School** *Kindergarten Lesson Plans!*

They come complete with lesson ideas and freebies for you to print and use to teach rules and expectations, first day ice breakers along with book ideas that come with FREE activities.... perfect for back to school.

FIRST DAY OF
KINDERGARTEN
Lesson Plans

8:00 - 8:20 	FREE MANIPULATIVES & ACTIVITIES CLICK HERE Have these on student desks with their name tags so they can come in, sit down and have something to focus on	<ul style="list-style-type: none"> Any directions for parents written on the board Baskets marked for supplies Name tag with how students are going home for parents to verify Wave goodbye to parents!
8:20 - 8:30 	RULES & EXPECTATIONS SLIDESHOW CLICK HERE The very first thing you must teach students is how you will be getting their attention. I like "1,2,3 eyes on me!" Students say, "1,2 eyes on you and hands on my head!"	<ul style="list-style-type: none"> Slideshow "I can listen to my teacher." <i>Discuss/practice</i> Slideshow "I can push in my chair." <i>Discuss/practice</i> Students then push in their chair and come sit on the carpet.
8:30 - 8:50 	ICE BREAKERS AT CARPET Model and discuss how to come to the carpet. Show slideshow slide on how to sit criss cross. Then we do Fun ice breaker songs/activities on the carpet. Next teach how to line up.	<ul style="list-style-type: none"> Slideshow "I can sit criss cross" <i>Discuss/practice</i> Ice breaker songs: <i>Dr. Jean Rise and Shine & Hello Neighbor (youtube)</i> Slideshow "I can line up" <i>Discuss/practice</i>
8:50-9:00 	BATHROOM BREAK I continually compliment students who are following my expectations. I always focus on the positive behaviors and give a lot of verbal praise to students who are following directions.	<ul style="list-style-type: none"> I take the entire class to the bathroom at the same time. Students can see where the bathroom is and practice lining up and standing in a line
9:00-9:15 	FLAG SALUTE & CALENDAR CLICK HERE for my free calendar set I keep this very short and sweet today. We do a morning message, an overview of the calendar, add the date and sing Today is...	<ul style="list-style-type: none"> Flag Salute Review sitting criss cross Morning Message Overview of calendar "Today is" song
9:15-9:30 	FIRST DAY DRAWINGS CLICK HERE for the activity This activity is from my August No Prep Pack. I give directions and show an example at the carpet. Students return to their desks to complete.	

FREE

CLICK HERE